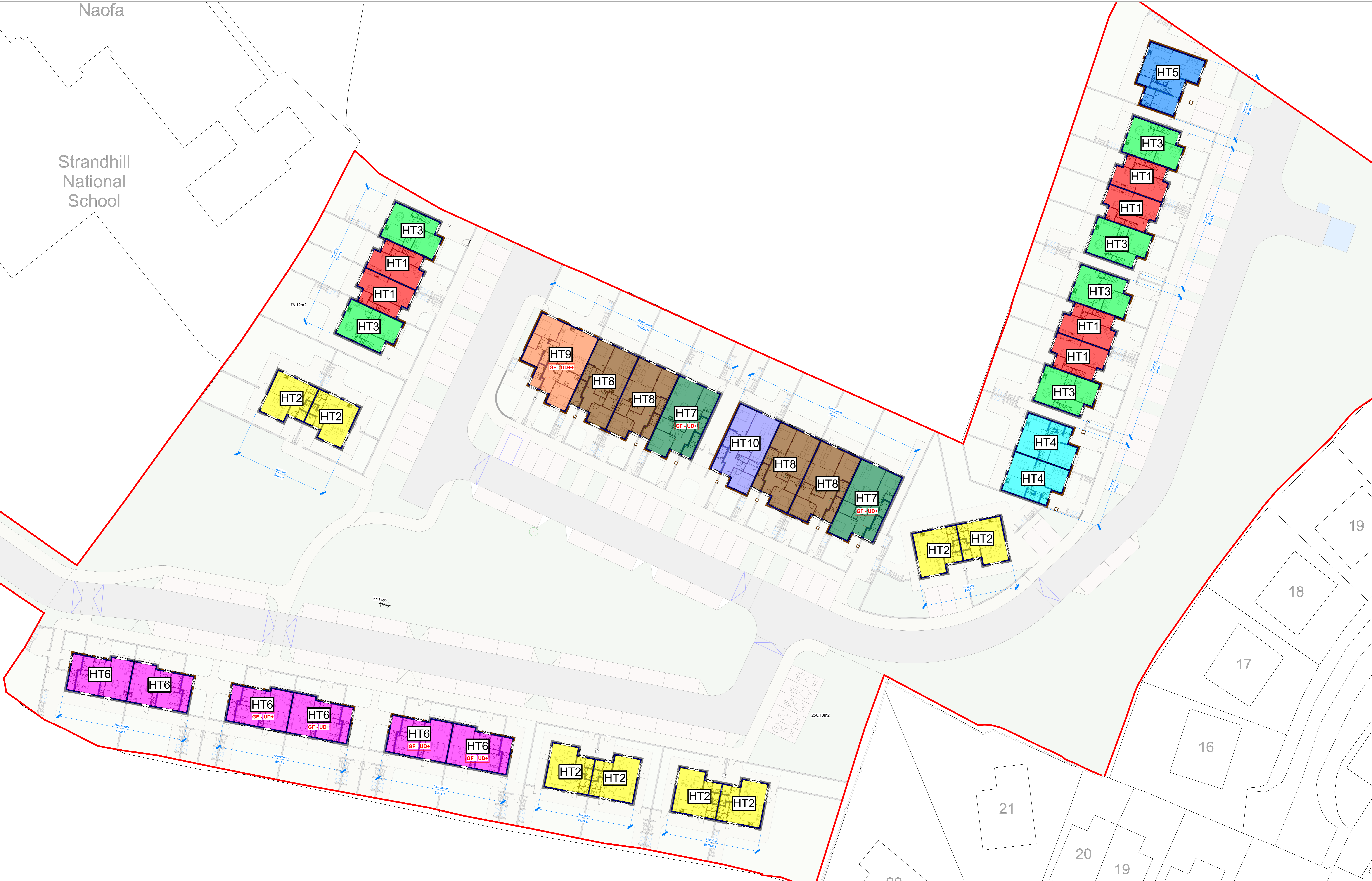


Naofa

Strandhill National School



**Notes:**  
 - Do not scale from this drawing. Use figured dimensions in all cases.  
 - Verify dimensions on site and report any discrepancies to the Architect immediately.  
 - This drawing is to be read in conjunction with the Architect's Specification.  
 - © This drawing is copyright and may only be reproduced with the Architect's permission.

**Drawing Notes:**

- **Unit 01 - House**  
2 Bed Mid Terrace
- **Unit 03 - House**  
3 Bed End Terrace
- **Unit 05 - House**  
5 Bed Detached
- **Unit 07 - Duplex**  
GF: 2 Bed UD+, FF: 1 Bed
- **Unit 09 - Duplex**  
GF: 3 Bed UD+, FF: 1 Bed
- **Unit 02 - House**  
3 Bed Semi-Detached
- **Unit 04 - House**  
4 Bed Semi-Detached
- **Unit 06 - Duplex**  
GF: 1 Bed UD+, FF: 1 Bed
- **Unit 08 - Duplex**  
GF: 2 Bed, FF: 1 Bed
- **Unit 10 - Duplex**  
GF: 2 Bed, FF: 1 Bed

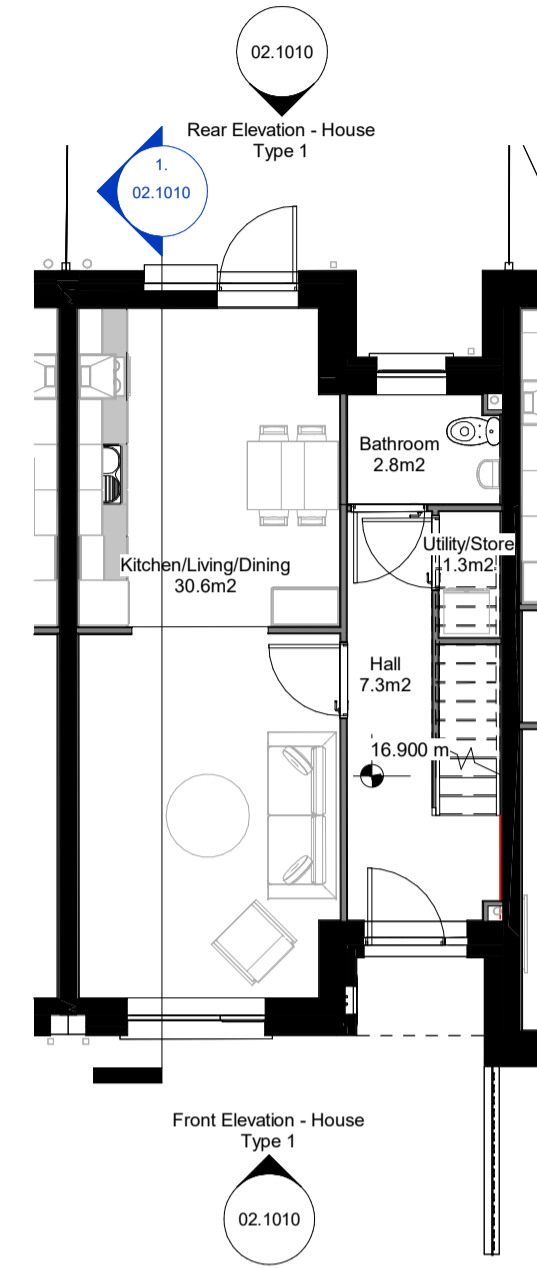
Issues & Revisions	
Rev	Date
P2-S1	04/03/23
	2023

**reddy a u**  
 Client Details:  
 Sligo County Council

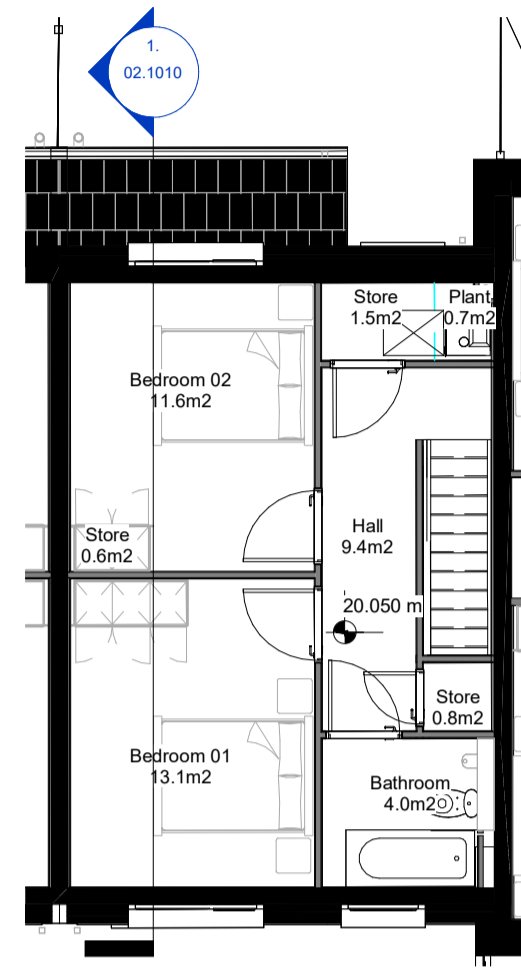
Job No: P22-259D	Drawn By: P. O'Doherty	Scale (A0): 1:200	Issue Date: 01/03/23
---------------------	---------------------------	----------------------	-------------------------

Project Details: 51 Unit Housing Scheme at Carrowbunnaun Td Carrowbunnaun Strandhill Co. Sligo	Drawing Title: Proposed Site Plan Legend
Status: P2	Purpose of Issue: Planning Permission - Section 179A
Project Number: SHS CW-02-SW-ZZZ-DR-RAU-AR-1004	Revision: P2-S1






Ground Floor Plan  
1 : 100



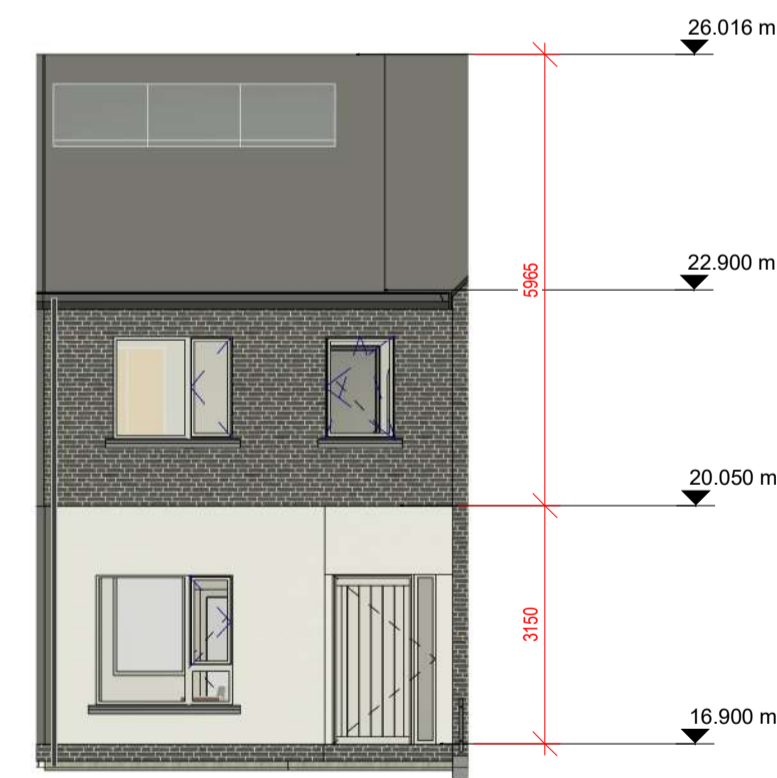
First Floor Plan  
1 : 100



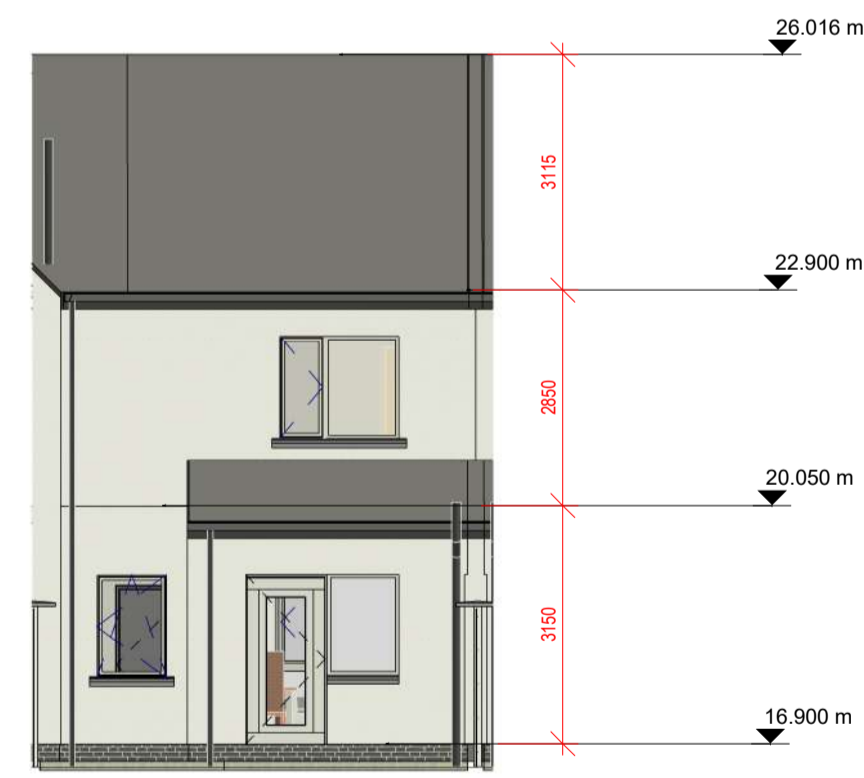
Roof Plan  
1 : 100



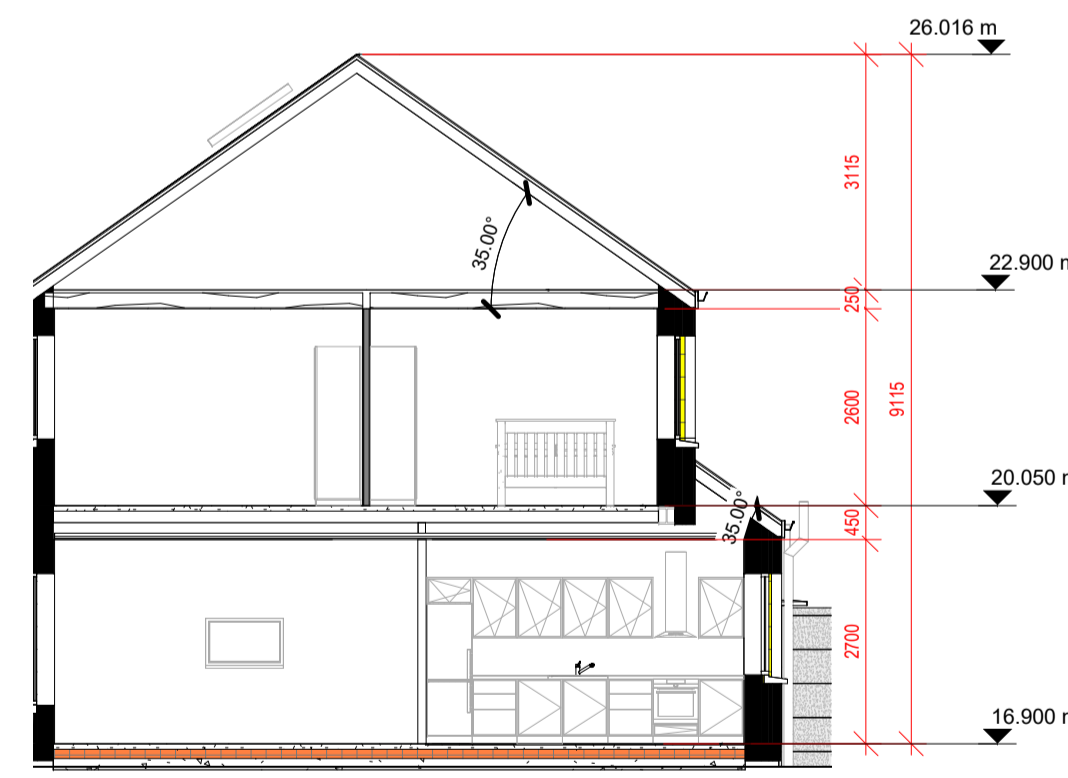
3D View - House Type 01, Planning



Front Elevation  
1 : 100



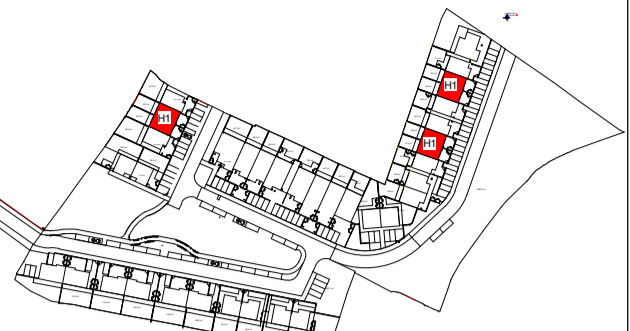
Rear Elevation  
1 : 100



Section 1  
1 : 100

**Notes:**  
 - Do not scale from this drawing. Use figured dimensions in all cases.  
 - Verify dimensions on site and report any discrepancies to the Architect immediately.  
 - This drawing is to be read in conjunction with the Architect's Specification.  
 - © This drawing is copyright and may only be reproduced with the Architect's permission.

**Drawing Notes:**



House Type: Key Plan

**Unit Types\_01**

Unit Type	No. of Units	People per Unit
Unit_01 (2B4P house)	6	4

**Rooms\_HT\_01**

Room Type	Area
Bathroom	2.8 m²
Bedroom 01	13.1 m²
Bedroom 02	11.6 m²
Kitchen/Living/Dining	30.6 m²
Bathroom	4.0 m²
Hall	9.4 m²
Store	1.5 m²
Hall	7.3 m²
Utility/Store	11.3 m²
Plant	0.7 m²
Store	0.8 m²
Store	0.6 m²
<b>Total</b>	<b>83.9 m²</b>

**House Type 1 - Area Schedule**

Level	Area
Ground Floor	46.38 m²
First Floor	41.80 m²
<b>Grand Total:</b>	<b>88.18 m²</b>

**GENERAL NOTES**

Selected dark brick with light mortar and through colour render to the external leaf.  
 External doors with high security impact resistant timber hall doors to EN 1627 and level access threshold.

**Windows**

Alu-clad triple glazed windows CE-marked and resistance tested to wind load as well as wind and water tightness. U-value maximum of 0.8 U. The window construction is tested for burglary protection. Secured by Design, Part Q-compliant. The design creates a stylish overall architectural expression, for new-build or refurbishment projects. Impact resistant timber hall doors to EN 1627 and level access threshold to approved colour. Obscure windows to bathrooms.

**Roof**

Anthracite roof slates fixed to timber battens on vapour permeable roofing underlayment, on timber / steel roof structure to a suitable roof pitch timber / steel roof structure to a suitable roof pitch manufactured in compliance with E.N. 490:2005. Low pitch roofs or canopies to be either Single ply membrane or select pressed metal roofing with standing seams. Rainwater goods, downpipes etc. to be Aluminium Alloy or Hydrocoat Polyester 100-Coated Aluminium Alloy rainwater down pipes.



Dark Brick & Light Colour Mortar  
Precast Concrete Cills

P2-S2	28/02/24	P.O.D.	Issued to SCC
P2-S1	23/02/24	P.O.D.	Issued to SCC
P1-S1	03/11/23	M.D.	Site Plan issued for Planning Review Draft

Rev.	Date	Drawn	Details of Issue / Revision
Issues & Revisions			



Client Details:  
**Sligo County Council**

Project Details:  
**51 Unit Housing Scheme at Carrowbunnaun Td Carrowbunnaun Strandhill Co. Sligo**

Drawing Title:  
**Typical, General Arrangement (GA)\_House type 1**

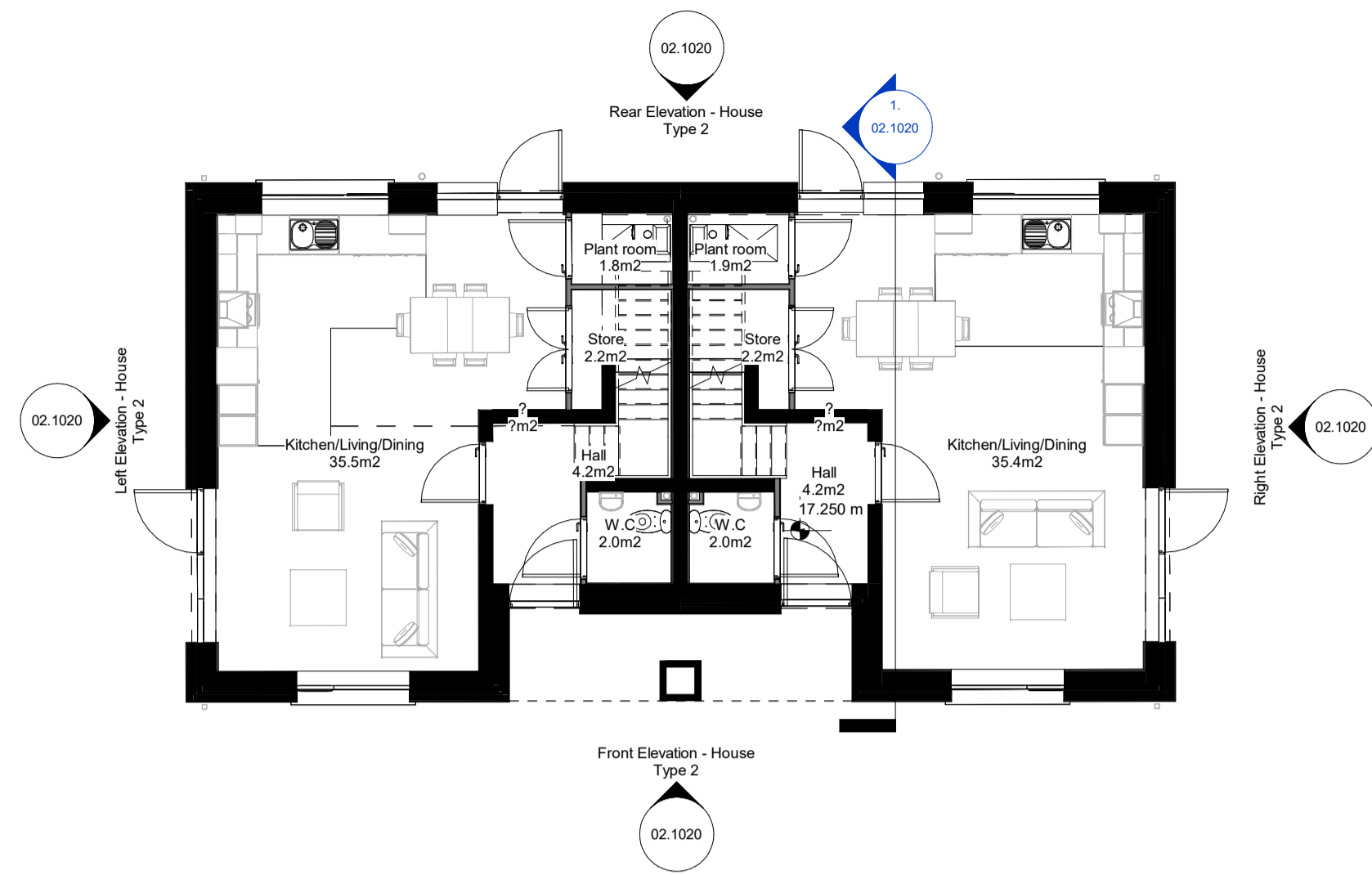
Job No.	Sheet Size:	Scale @A1:
<b>P22-259D</b>	<b>A1_Landscape</b>	<b>As indicated</b>

Issue Date:	Drawn By:	Reviewed By:
<b>03/11/23</b>	<b>A.B</b>	<b>M.D</b>

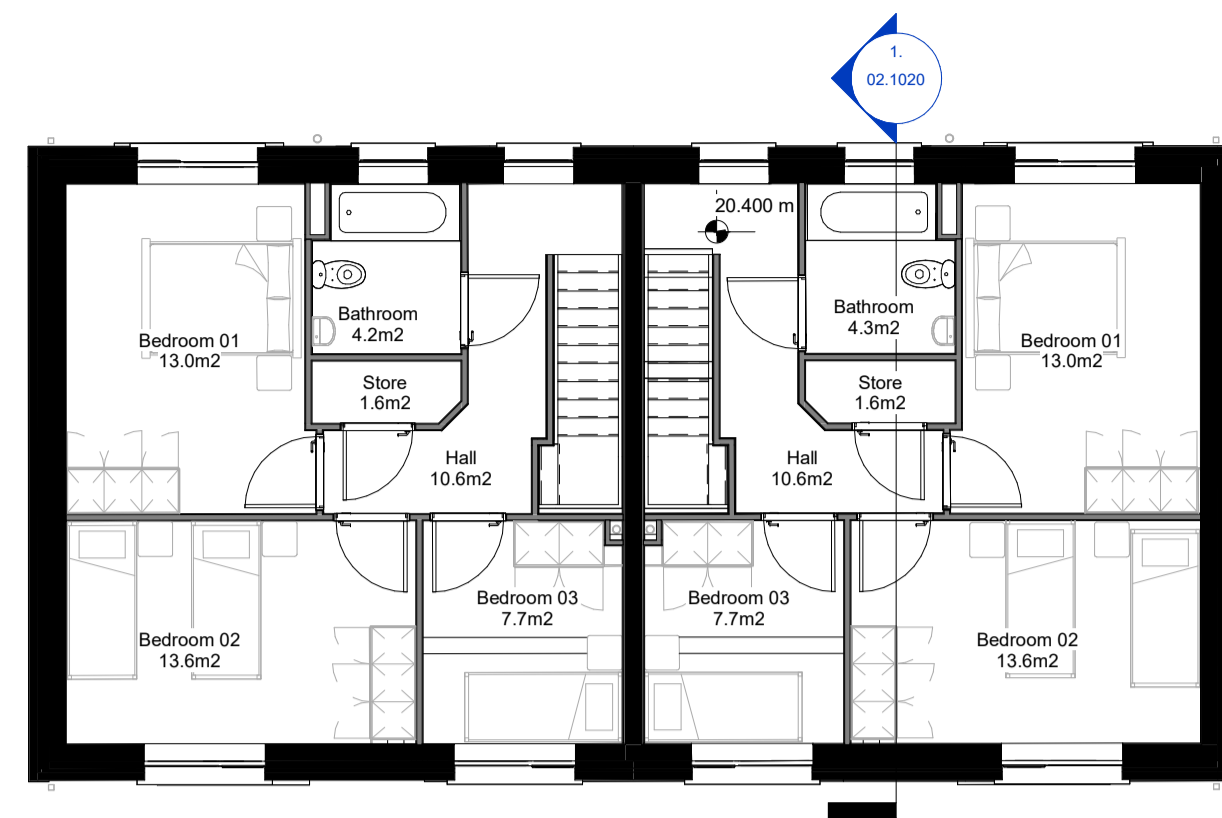
Status	Purpose of Issue
<b>P2</b>	<b>Planning Permission - Section 179A</b>

Project - System - Spatial Zone - Level - Type - Originator - Role - Number	Revision
<b>SHS CW-02-H1-ZZZ-DR-RAU-AR-1010</b>	<b>P2-S2</b>

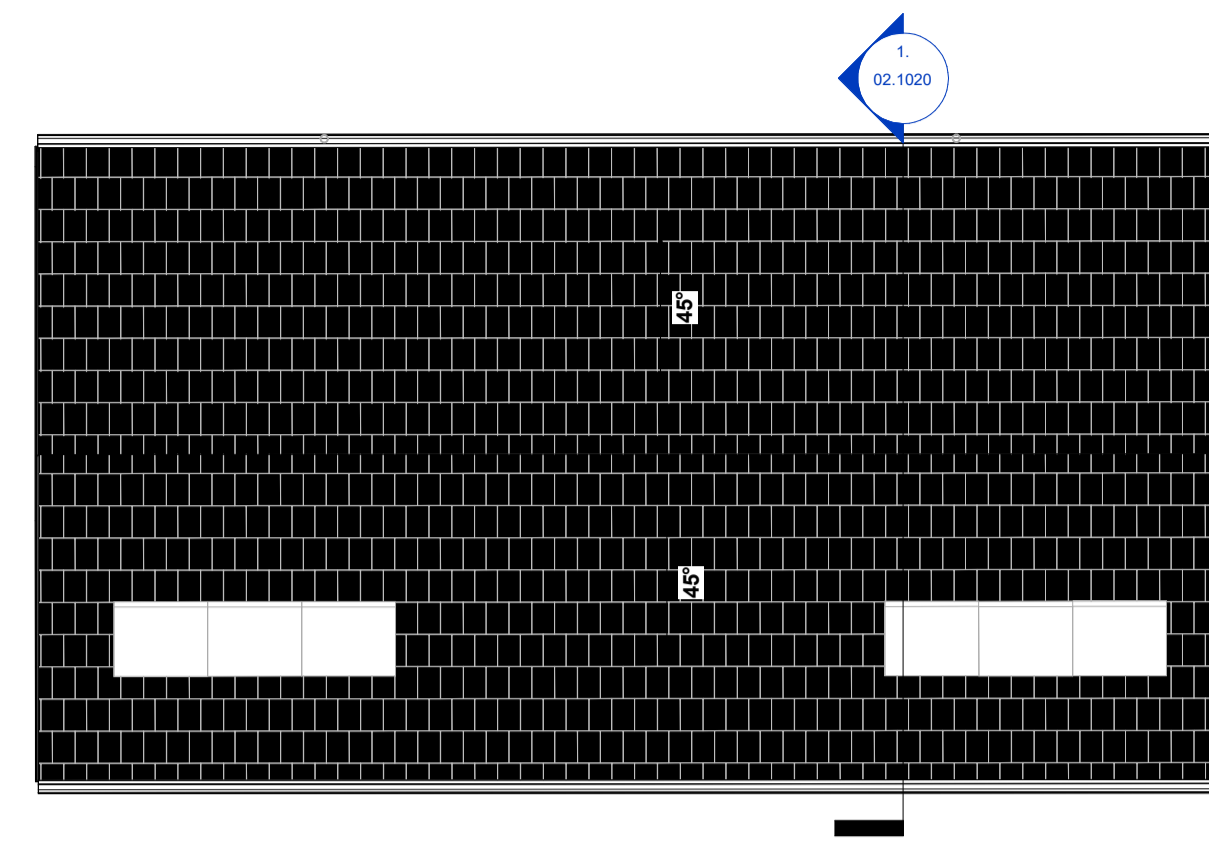




Ground Floor Plan  
1 : 100



First Floor Plan  
1 : 100



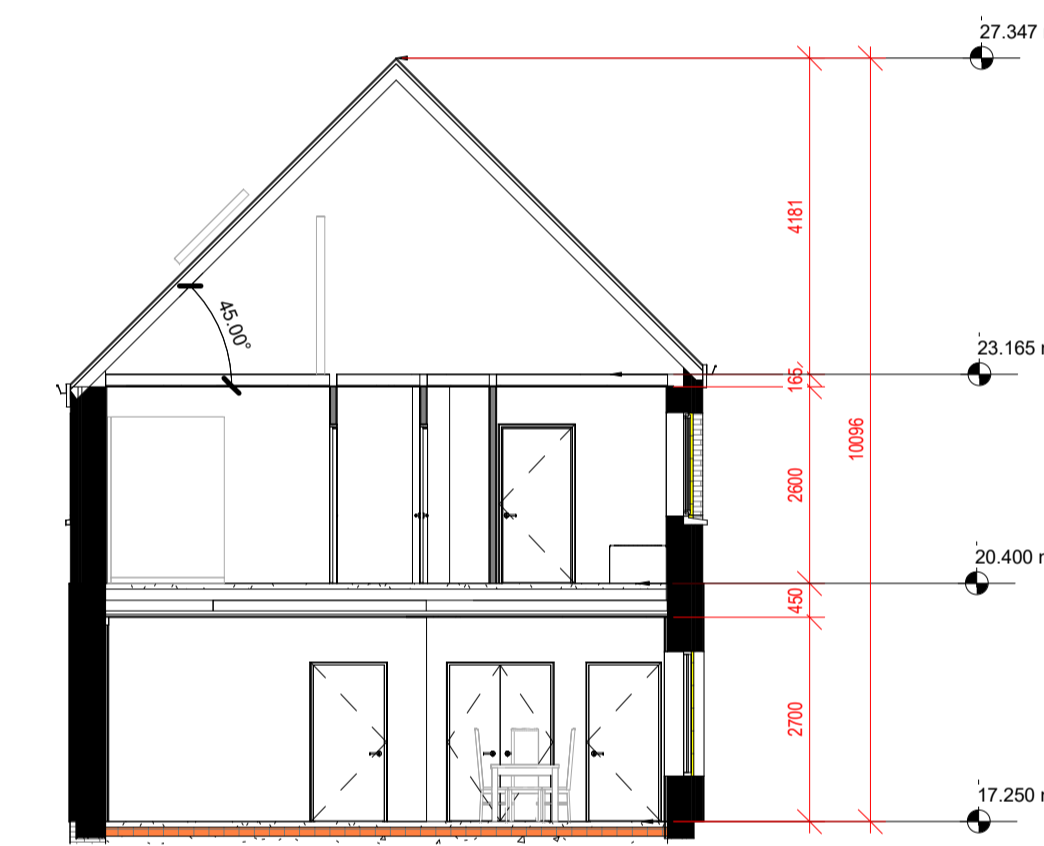
Roof Plan  
1 : 100



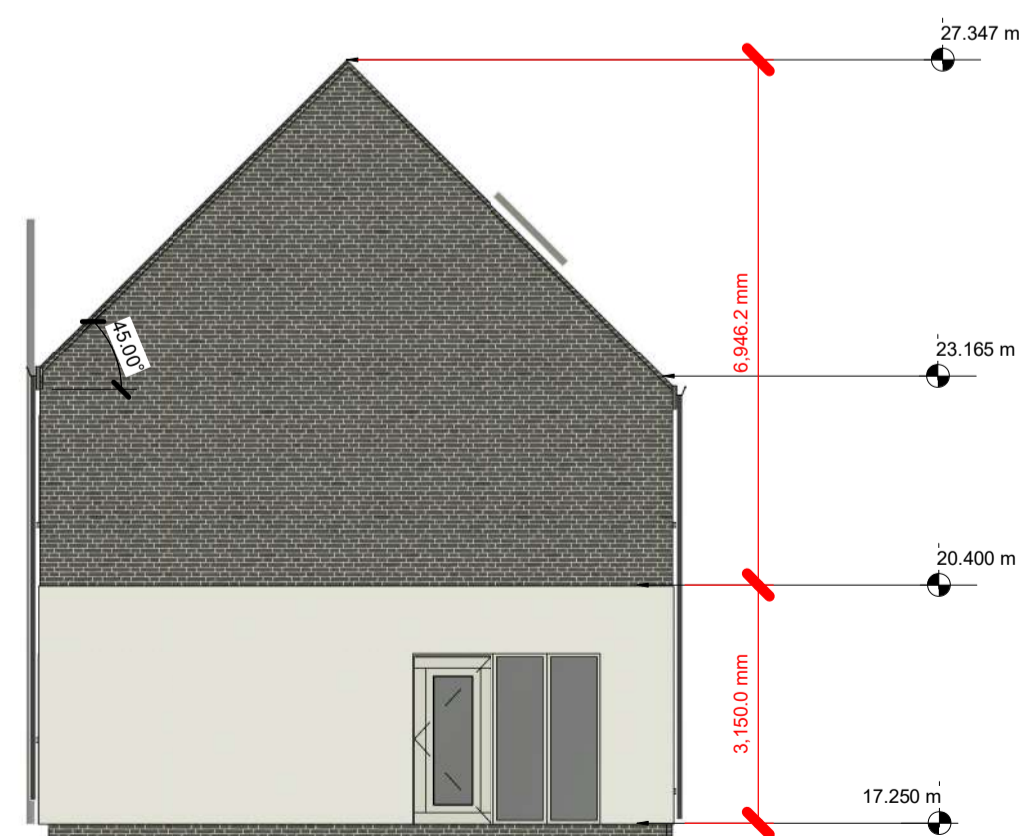
Front Elevation  
1 : 100



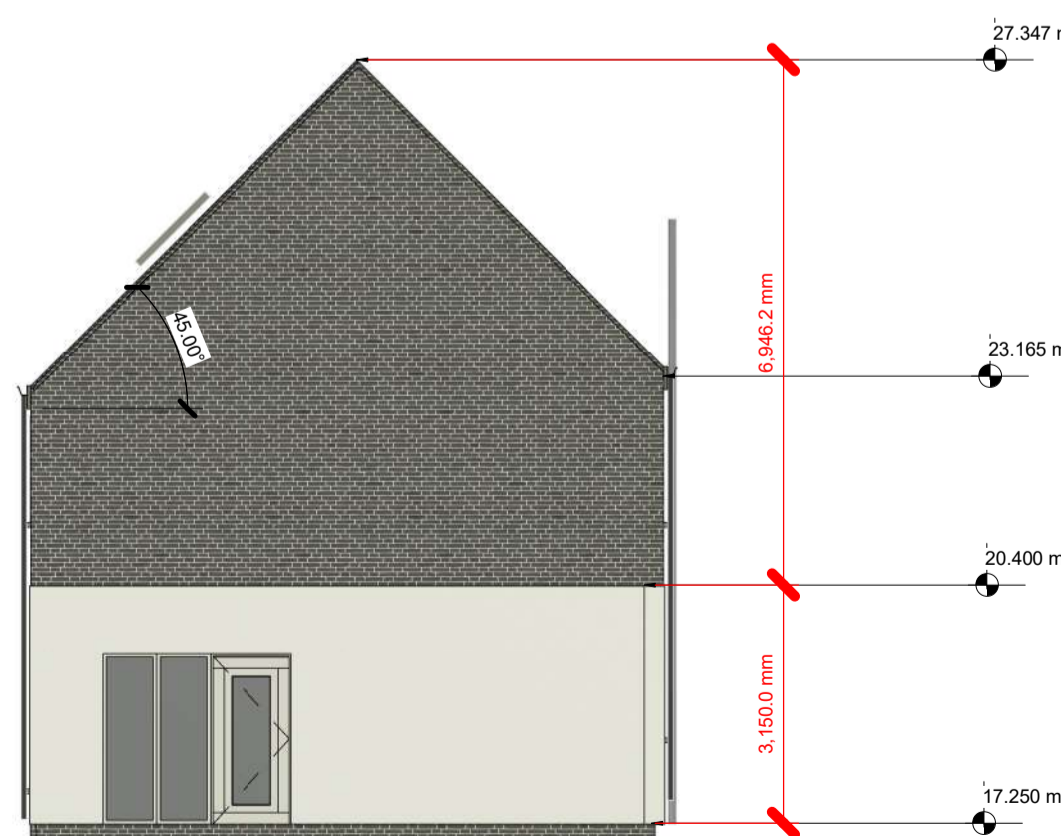
Rear Elevation  
1 : 100



Section 1  
1 : 100



Left Elevation - House Type 2  
1 : 100



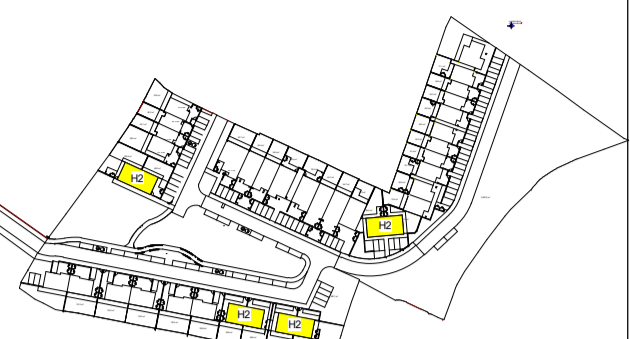
Right Elevation - House Type 2  
1 : 100



3D View - House Type 02, Planning

**Notes:**  
- Do not scale from this drawing. Use figured dimensions in all cases.  
- Verify dimensions on site and report any discrepancies to the Architect immediately.  
- This drawing is to be read in conjunction with the Architect's Specification.  
- © This drawing is copyright and may only be reproduced with the Architect's permission.

**Drawing Notes:**



House Type: Key Plan

Unit Types_02		
Unit Type	Quantity	People per 2xUnits
Unit_02 (Semi-detached 3B5P) x 2	4	10

Rooms_HT_02	
Room Type	Area
Plant room	1.9 m <sup>2</sup>
Bedroom 03	7.7 m <sup>2</sup>
Store	2.2 m <sup>2</sup>
W.C	2.0 m <sup>2</sup>
Kitchen/Living/Dining	35.5 m <sup>2</sup>
Hall	4.2 m <sup>2</sup>
Bathroom	4.2 m <sup>2</sup>
Store	1.6 m <sup>2</sup>
Bedroom 01	13.0 m <sup>2</sup>
Bedroom 02	13.6 m <sup>2</sup>
Hall	10.6 m <sup>2</sup>
Store	0.9 m <sup>2</sup>

**House Type 2 - Area Schedule**

Level	Area
Ground Floor	50.57 m <sup>2</sup>
First Floor	51.72 m <sup>2</sup>
<b>Grand Total:</b>	<b>102.29 m<sup>2</sup></b>

**GENERAL NOTES**  
Selected dark brick with light mortar and through colour render to the external leaf.  
External doors with high security impact resistant timber hall doors to EN 1627 and level access threshold.

**Windows**  
Alu-clad triple glazed windows CE-marked and resistance tested to wind load as well as wind and water tightness. U-value maximum of 0.8 U. The window construction is tested for burglary protection. Secured by Design, Part Q-compliant. The design creates a stylish overall architectural expression, for new-build or refurbishment projects. Impact resistant timber hall doors to EN 1627 and level access threshold to approved colour. Obscure windows to bathrooms.

**Roof**  
Anthracite roof slates fixed to timber battens on vapour permeable roofing underlay, on timber / steel roof structure to a suitable roof pitch timber / steel roof structure to a suitable roof pitch manufactured in compliance with E.N. 490:2005. Low pitch roofs or canopies to be either Single ply membrane or select pressed metal roofing with standing seams. Rainwater goods, downpipes etc. to be Aluminium Alloy or Hydrocoat Polyester 100-Coated Aluminium Alloy rainwater down pipes.



P2-S2	28/02/24	POD	Issued to SCC
P2-S1	23/02/24	POD	Issued to SCC
P1-S1	03/11/23	M.D	Site Plan issued for Planning Review Draft

Rev.	Date	Drawn	Details of Issue / Revision
Issues & Revisions			



Client Details:  
**Sligo County Council**

Project Details:  
**51 Unit Housing Scheme at Carrowbunnaun Td Carrowbunnaun Strandhill Co. Sligo**

Drawing Title:  
**Typical, General Arrangement (GA), House type 2**

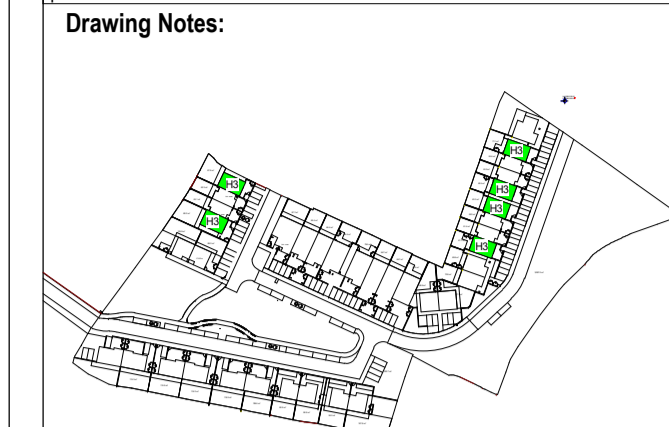
Job No.	Sheet Size:	Scale @A1:
<b>P22-259D</b>	<b>A1_Landscape</b>	<b>As indicated</b>
Issue Date:	Drawn By:	Reviewed By:
<b>03/11/23</b>	<b>A.B</b>	<b>M.D</b>

Status	Purpose of Issue
<b>P2</b>	<b>Planning Permission - Section 179A</b>
Project - System - Spatial Zone - Level - Type - Originator - Role - Number	Revision

**SHS CW-02-H2-ZZZ-DR-RAU-AR-1020**      **P2-S2**



**Notes:**  
 - Do not scale from this drawing. Use figured dimensions in all cases.  
 - Verify dimensions on site and report any discrepancies to the Architect immediately.  
 - This drawing is to be read in conjunction with the Architect's Specification.  
 - © This drawing is copyright and may only be reproduced with the Architect's permission.



House Type: Key Plan


Unit Types_03		
Unit Type	Quantity	People per Unit
Unit_03 (3B/GP house)	6	5

Rooms_HT_03	
Room Type	Area
Kitchen / Dining	23.1 m <sup>2</sup>
Bathroom	4.3 m <sup>2</sup>
Bedroom 02	13.6 m <sup>2</sup>
Living	15.2 m <sup>2</sup>
Hall	8.3 m <sup>2</sup>
Hall	7.2 m <sup>2</sup>
W.C.	2.2 m <sup>2</sup>
Store	3.5 m <sup>2</sup>
Store	0.8 m <sup>2</sup>
Bedroom 03	9.4 m <sup>2</sup>
Bedroom 01	14.7 m <sup>2</sup>
Store	2.3 m <sup>2</sup>
Plant	0.9 m <sup>2</sup>
<b>Total</b>	<b>105.6 m<sup>2</sup></b>

House Type 3 - Area Schedule	
Level	Area
Ground Floor	55.77 m <sup>2</sup>
First Floor	56.49 m <sup>2</sup>
<b>Grand Total:</b>	<b>112.26 m<sup>2</sup></b>

**GENERAL NOTES**  
 Selected dark brick with light mortar and through colour render to the external leaf.  
 External doors with high security impact resistant timber hall doors to EN 1627 and level access threshold.  
**Windows**  
 Alu-clad triple glazed windows CE-marked and resistance tested to wind load as well as wind and water tightness. U-value maximum of 0.8 U. The window construction is tested for burglary protection. Secured by Design, Part Q-compliant. The design creates a stylish overall architectural expression, for new-build or refurbishment projects. Impact resistant timber hall doors to EN 1627 and level access threshold to approved colour. Obscure windows to bathrooms.

**Roof**  
 Anthracite roof slates fixed to timber battens on vapour permeable roofing underlay, on timber / steel roof structure to a suitable roof pitch timber / steel roof structure to a suitable roof pitch manufactured in compliance with E.N. 490:2005. Low pitch roofs or canopies to be either Single ply membrane or select pressed metal roofing with standing seams. Rainwater goods; downpipes etc. to be Aluminium Alloy or Hydrocoat Polyester 100-Coated Aluminium Alloy rainwater down pipes



P2-S2	28/02/24	POD	Issued to SCC
P2-S1	23/02/24	POD	Issued to SCC
P1-S1	03/11/23	M.D	Site Plan issued for Planning Review Draft
Rev.	Date	Drawn	Details of Issue / Revision

Issues & Revisions

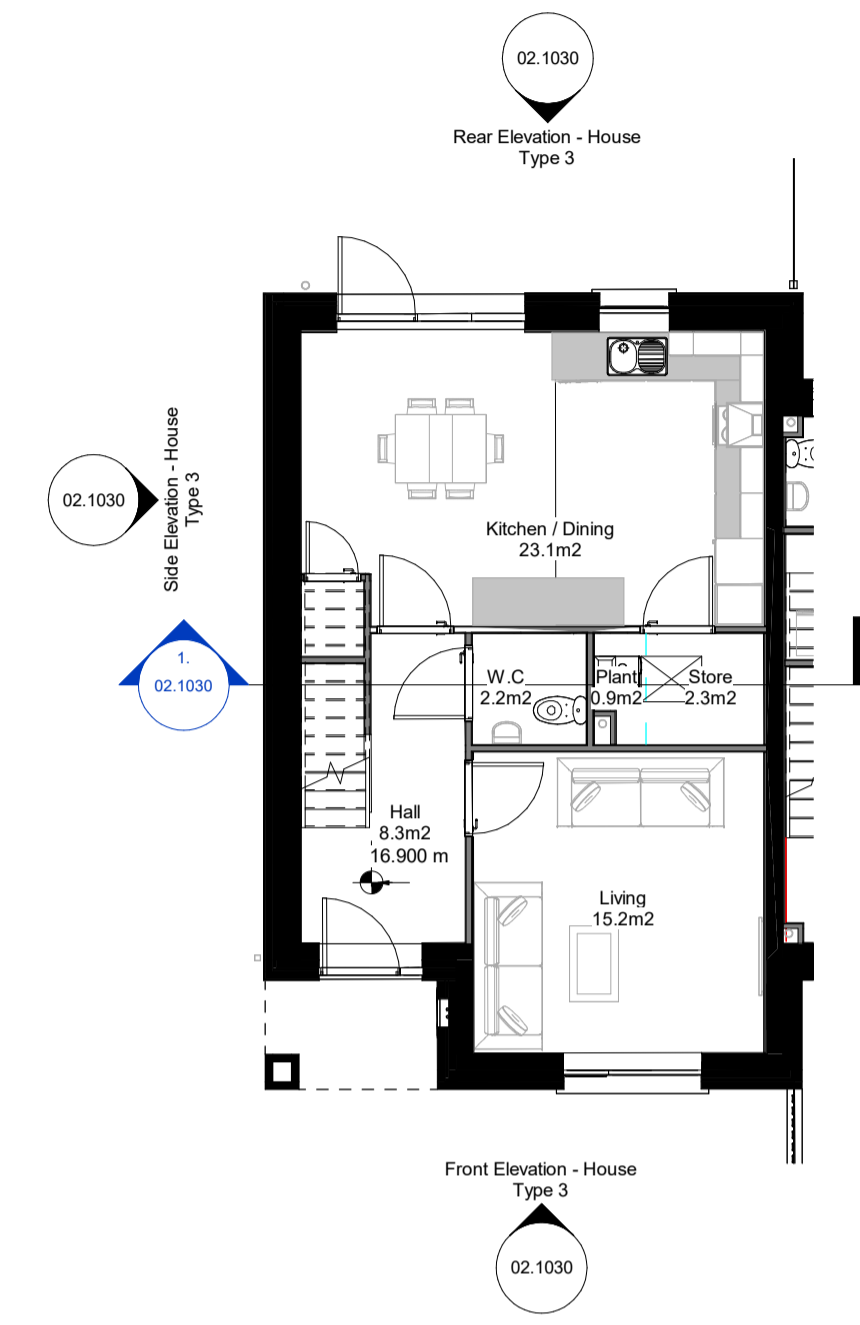
Dartry Mills,  
 Dartry Road  
 Dublin 6,  
 D06 Y0E3  
 T: +353 (0)1 498 7000  
 W: www.reddyarchitecture.com  
 E: info@reddyarchitecture.com

Client Details:  
**Sligo County Council**

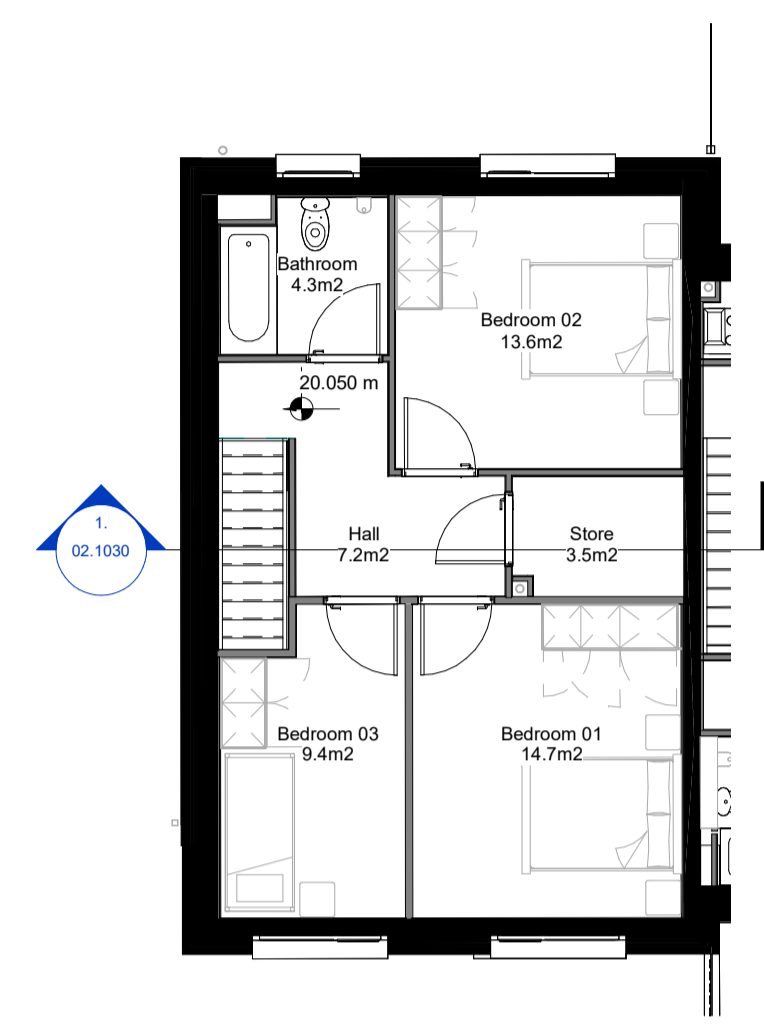
Project Details:  
**51 Unit Housing Scheme at Carrowbunnaun Td Carrowbunnaun Strandhill Co. Sligo**  
 Drawing Title:  
**Typical, General Arrangement (GA)\_House type 3**

Job No.	Sheet Size:	Scale @A1:
<b>P22-259D</b>	<b>A1_Landscape</b>	<b>As indicated</b>
Issue Date:	Drawn By:	Reviewed By:
<b>03/11/23</b>	<b>A.B</b>	<b>M.D</b>

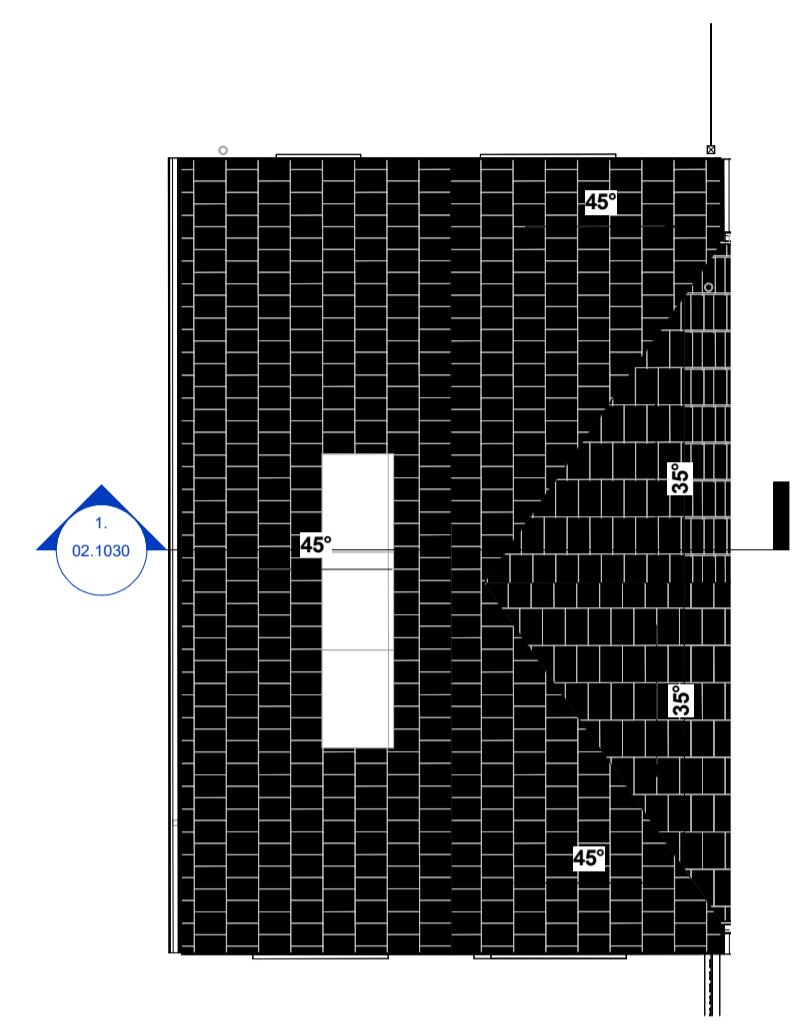
Status	Purpose of Issue
<b>P2</b>	<b>Planning Permission - Section 179A</b>
Project - System - Spatial Zone - Level - Type - Originator - Role - Number	Revision
<b>SHS CW-02-H3-ZZZ-DR-RAU-AR-1030</b>	<b>P2-S2</b>




Ground Floor Plan  
1 : 100



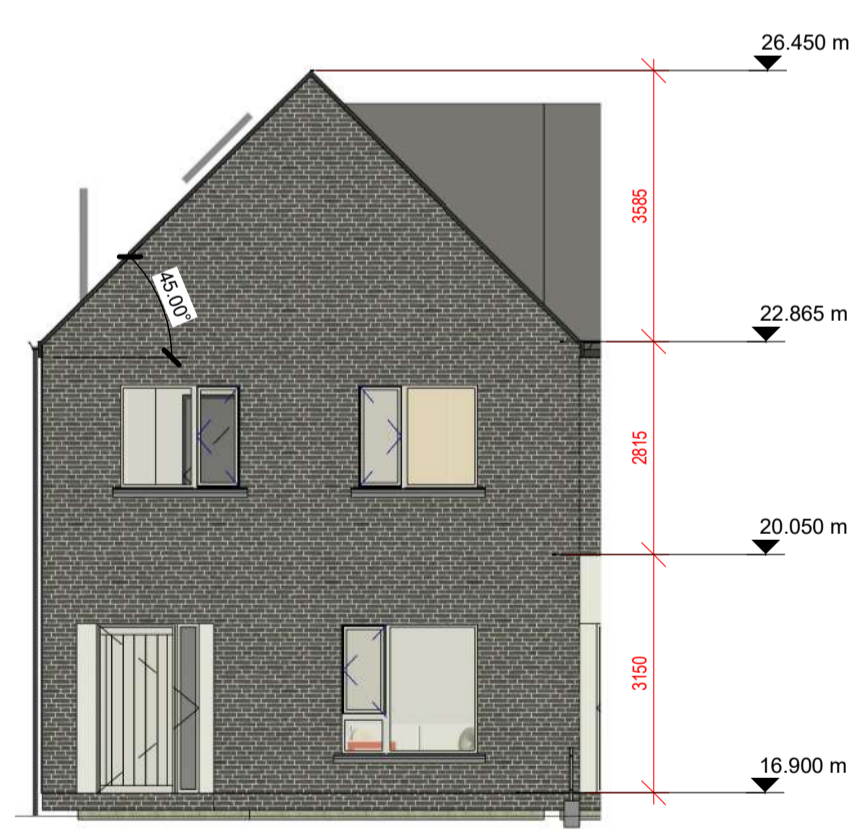
First Floor Plan  
1 : 100



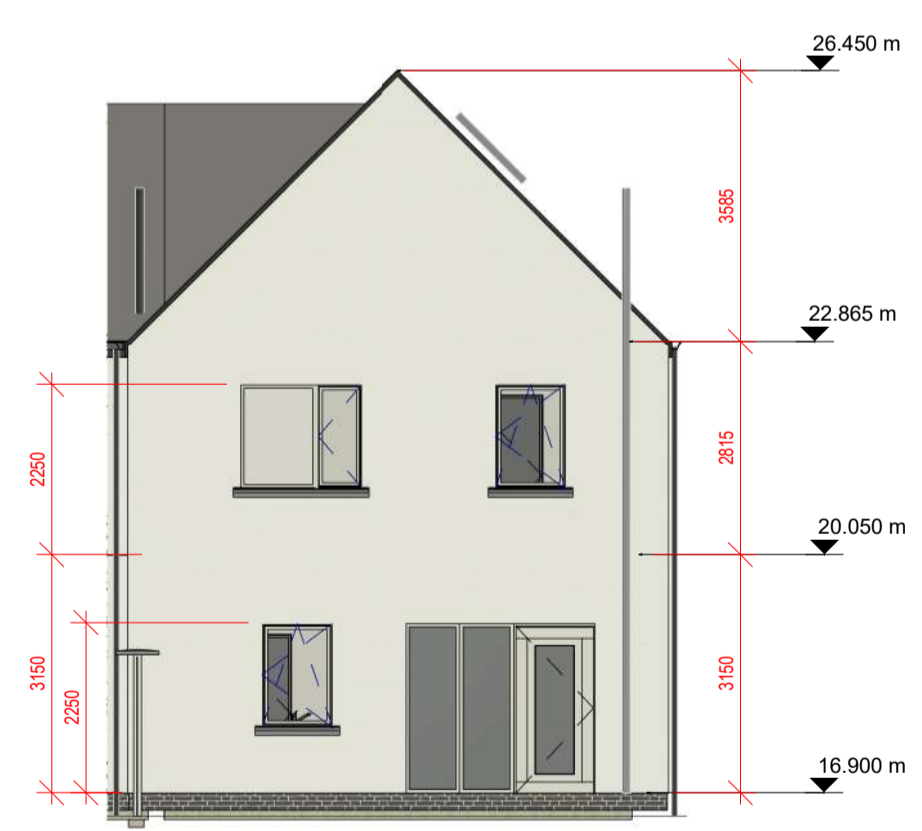
Roof Plan  
1 : 100



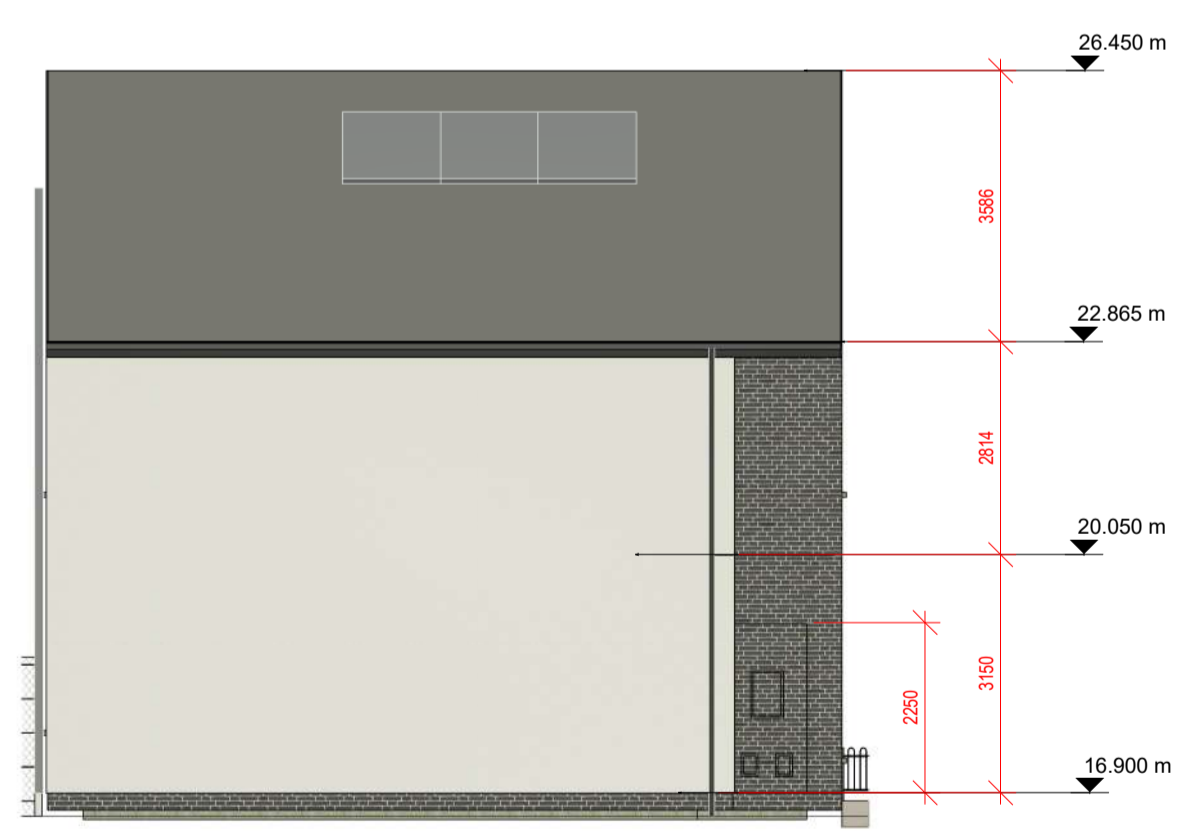
3D View - House Type 03, Planning



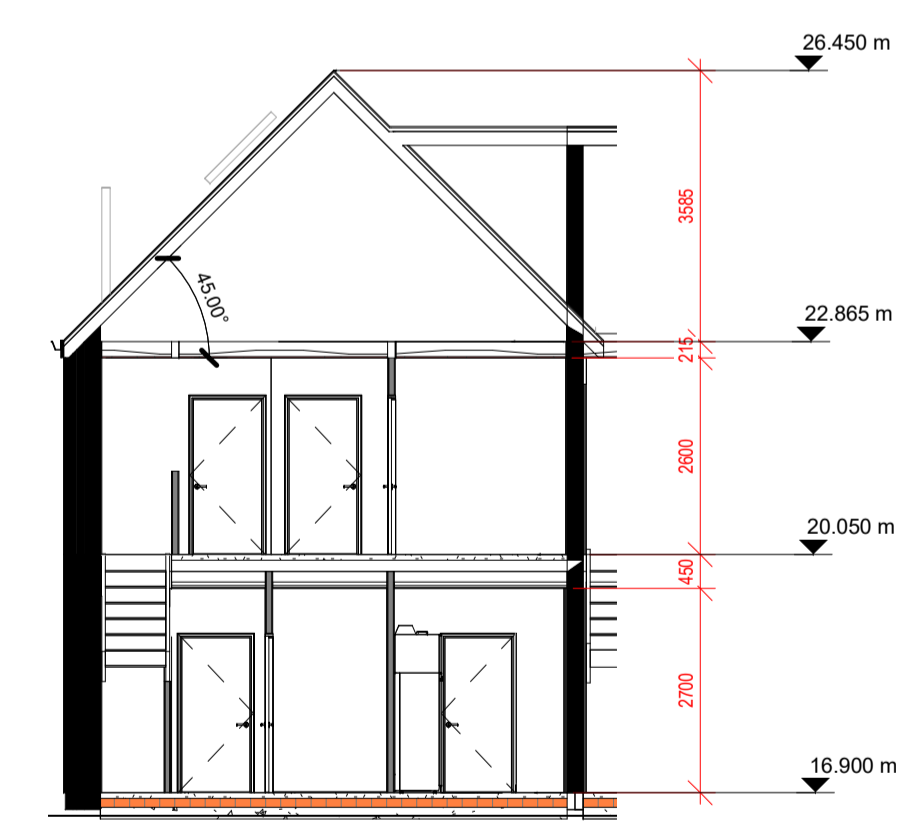
Front Elevation  
1 : 100



Rear Elevation  
1 : 100

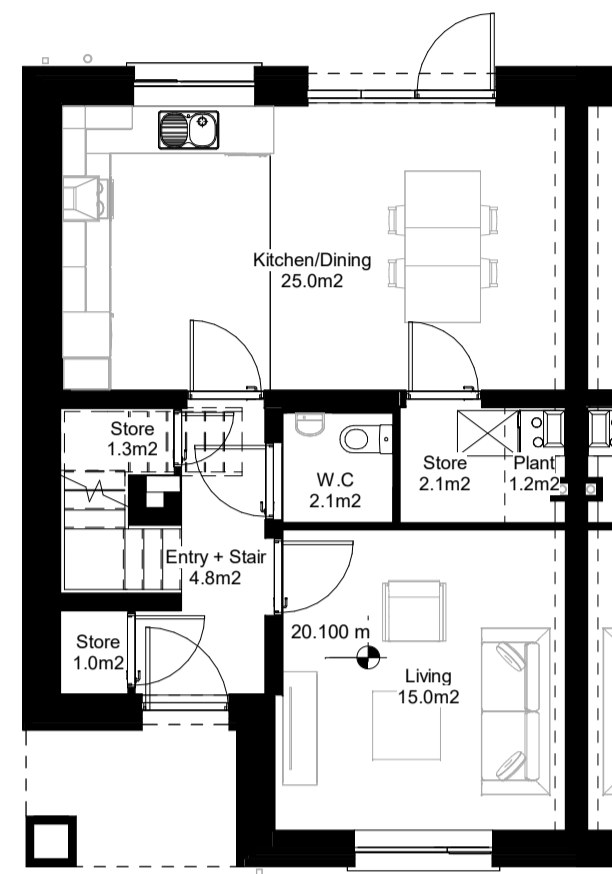


Side Elevation - House Type 3  
1 : 100

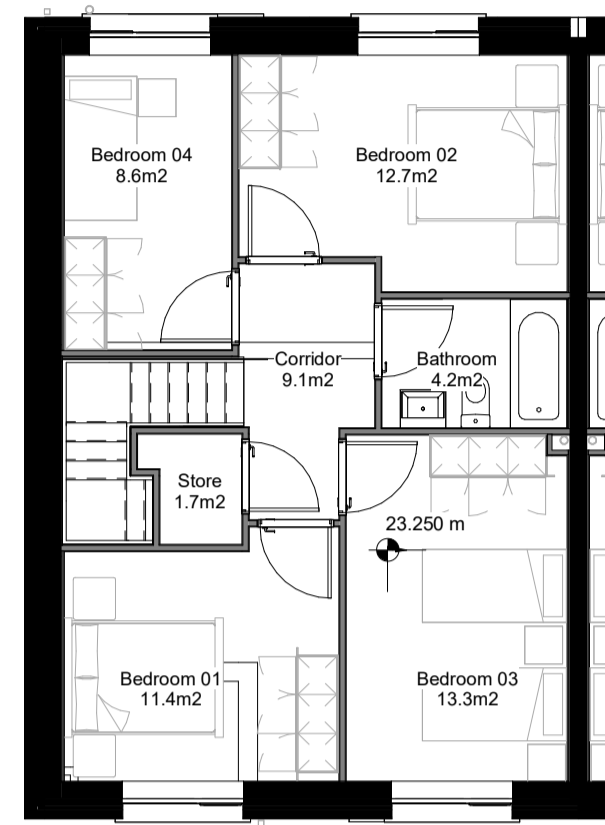


Section 1  
1 : 100

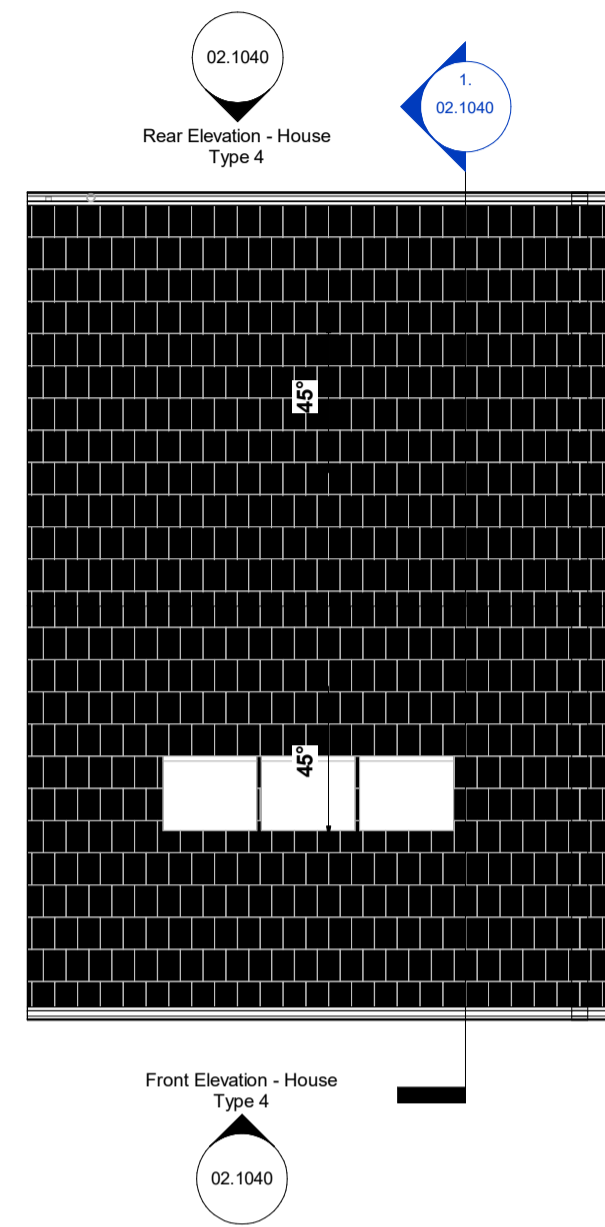




Ground Floor Plan  
1 : 100



First Floor Plan  
1 : 100

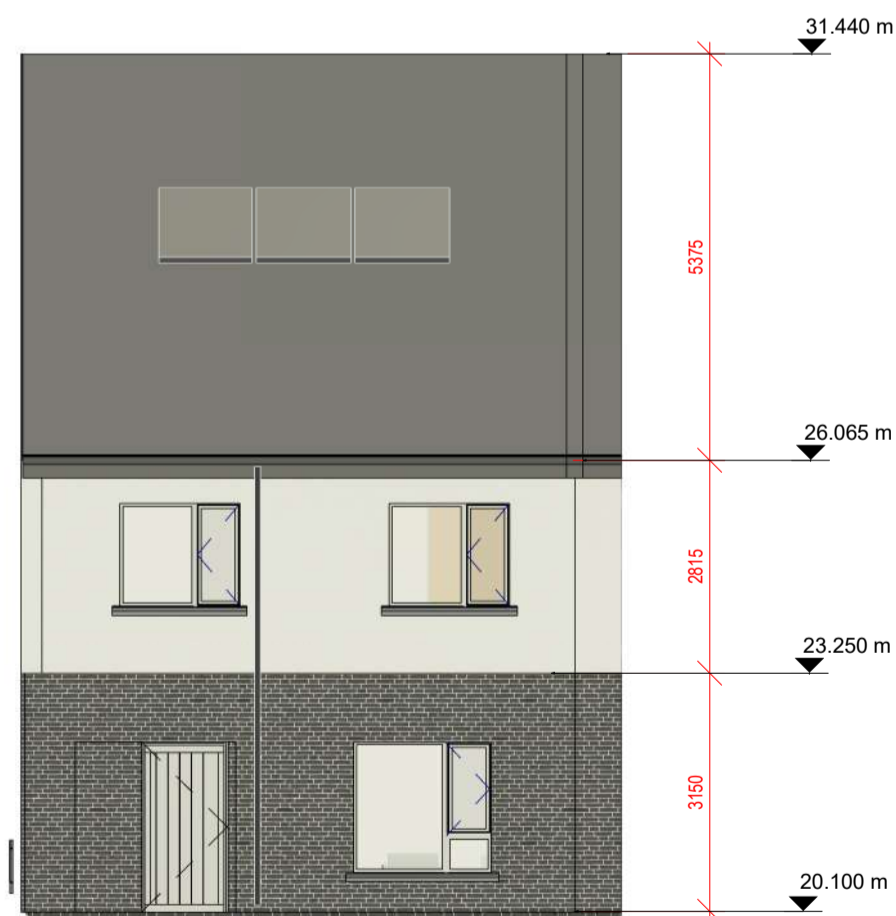


Rear Elevation - House Type 4  
1 : 100

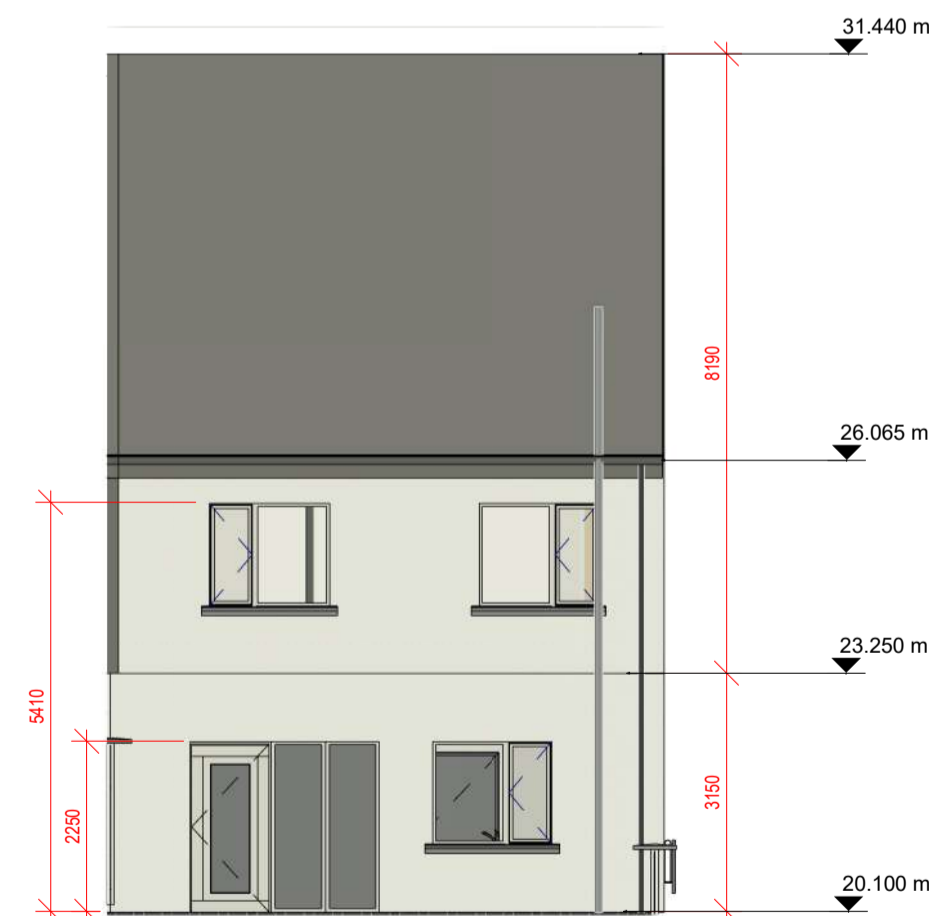
Front Elevation - House Type 4  
1 : 100



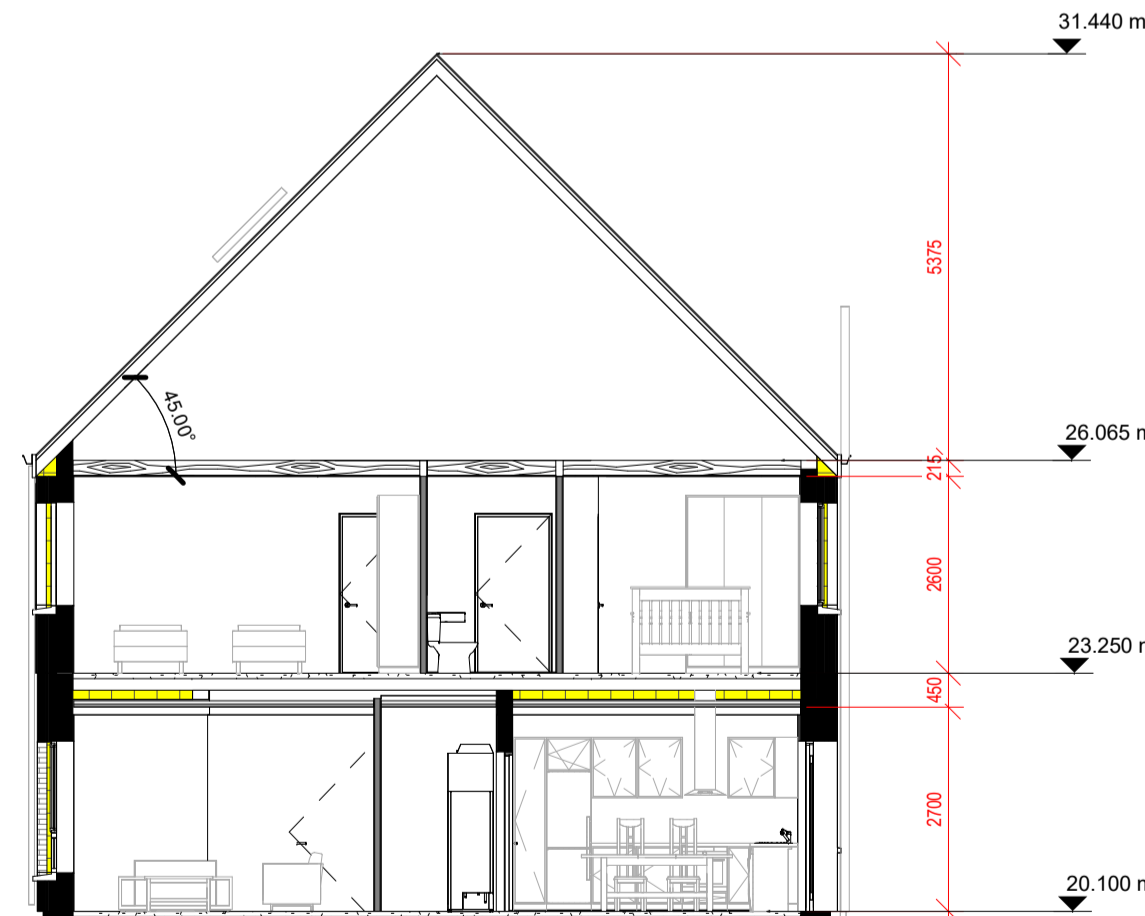
3D View - House Type 04, Planning



Front Elevation  
1 : 100



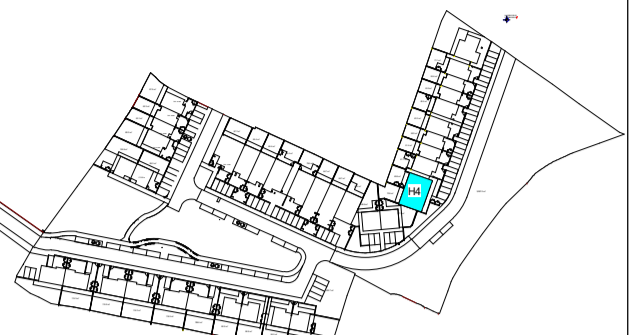
Rear Elevation  
1 : 100



Section 1  
1 : 100

**Notes:**  
- Do not scale from this drawing. Use figured dimensions in all cases.  
- Verify dimensions on site and report any discrepancies to the Architect immediately.  
- This drawing is to be read in conjunction with the Architect's Specification.  
- © This drawing is copyright and may only be reproduced with the Architect's permission.

**Drawing Notes:**



House Type: Key Plan

**Unit Types\_04**

Unit Type	Quantity	People per Unit
Unit_04 (4B/7P house)	2	7

**Rooms\_HT\_04**

Room Type	Area
Kitchen/Dining	25.0 m <sup>2</sup>
Store	1.3 m <sup>2</sup>
Bedroom 01	11.4 m <sup>2</sup>
Bedroom 02	12.7 m <sup>2</sup>
Bathroom	4.2 m <sup>2</sup>
Living	15.0 m <sup>2</sup>
W.C	2.1 m <sup>2</sup>
Bedroom 03	13.3 m <sup>2</sup>
Bedroom 04	8.6 m <sup>2</sup>
Store	1.7 m <sup>2</sup>
Store	2.1 m <sup>2</sup>
Store	1.0 m <sup>2</sup>
Plant	1.2 m <sup>2</sup>
Corridor	9.1 m <sup>2</sup>
Entry + Stair	4.8 m <sup>2</sup>
<b>Total</b>	<b>113.5 m<sup>2</sup></b>

**House Type 4 - Area Schedule**

Level	Area
Ground Floor	59.77 m <sup>2</sup>
First Floor	60.91 m <sup>2</sup>
<b>Grand Total:</b>	<b>120.68 m<sup>2</sup></b>

**GENERAL NOTES**  
Selected dark brick with light mortar and through colour render to the external leaf.  
External doors with high security impact resistant timber hall doors to EN 1627 and level access threshold.

**Windows**  
Alu-clad triple glazed windows CE-marked and resistance tested to wind load as well as wind and water tightness. U-value maximum of 0.8 U. The window construction is tested for burglary protection. Secured by Design, Part Q-compliant. The design creates a stylish overall architectural expression, for new-build or refurbishment projects. Impact resistant timber hall doors to EN 1627 and level access threshold to approved colour. Obscure windows to bathrooms.

**Roof**  
Anthracite roof slates fixed to timber battens on vapour permeable roofing underlay, on timber / steel roof structure to a suitable roof pitch timber / steel roof structure to a suitable roof pitch manufactured in compliance with E.N. 490:2005. Low pitch roofs or canopies to be either Single ply membrane or select pressed metal roofing with standing seams. Rainwater goods, downpipes etc. to be Aluminium Alloy or Hydrocoat Polyester 100-Coated Aluminium Alloy rainwater down pipes



Through Coloured Render Anthracite Slate



Dark Brick & Light Colour Mortar Precast Concrete Cliffs

P2-S2	28/02/24	POD	Issued to SCC
P2-S1	23/02/24	POD	Issued to SCC
P1-S1	03/11/23	M.D	Site Plan issued for Planning Review Draft

Rev.	Date	Drawn	Details of Issue / Revision
Issues & Revisions			

Dartry Mills,  
Dartry Road  
Dublin 6,  
D06 Y0E3  
T: +353 (0)1 498 7000  
W: www.reddyarchitecture.com  
E: info@reddyarchitecture.com

Client Details:  
**Sligo County Council**

Project Details:  
**51 Unit Housing Scheme at Carrowbunnaun Td Carrowbunnaun Strandhill Co. Sligo**

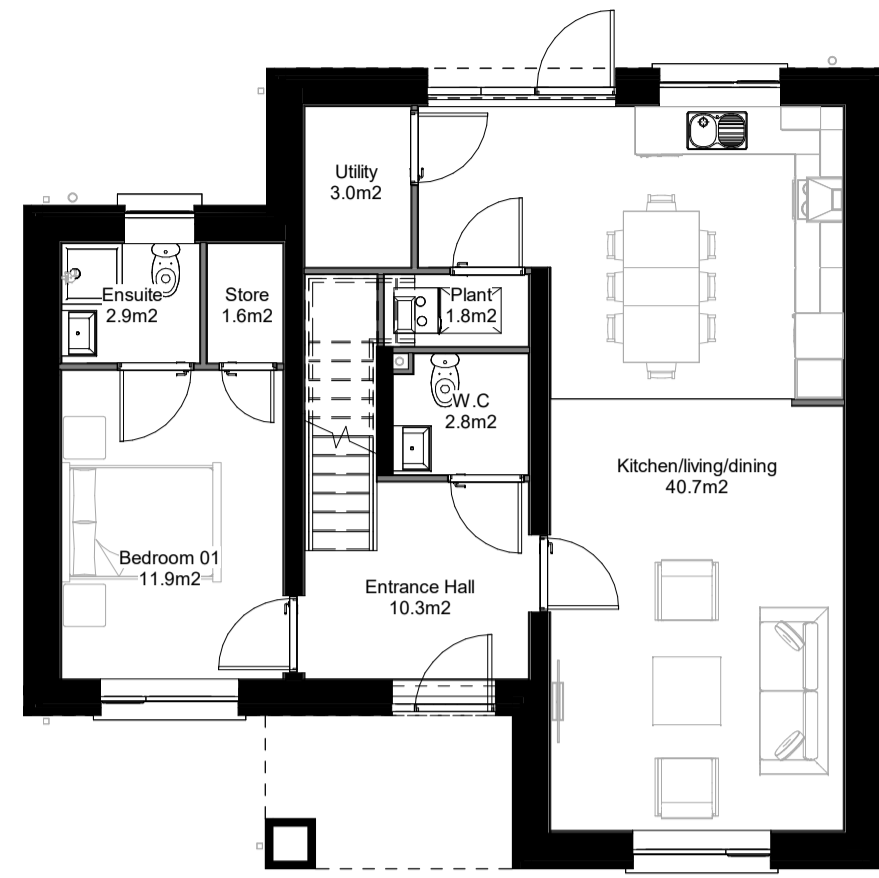
Drawing Title:  
**Typical, General Arrangement (GA)\_House type 4**

Job No. <b>P22-259D</b>	Sheet Size: <b>A1_Landscape</b>	Scale @A1: <b>As indicated</b>
Issue Date: <b>03/11/23</b>	Drawn By: <b>A.B</b>	Reviewed By: <b>M.D</b>

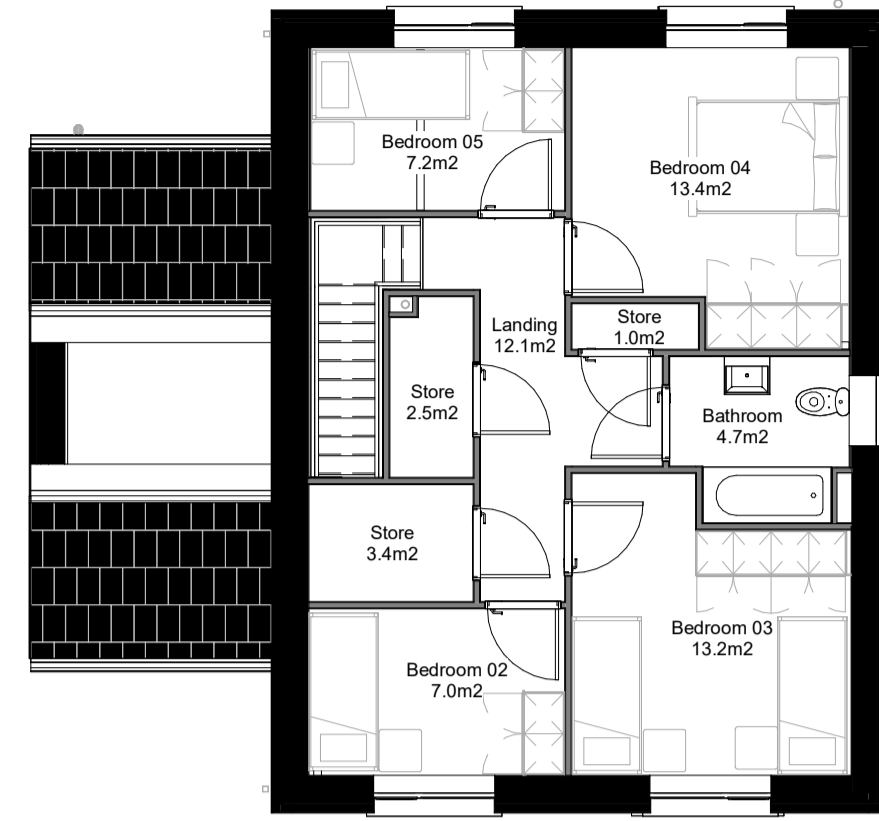
Status: <b>P2</b>	Purpose of Issue: <b>Planning Permission - Section 179A</b>
----------------------	--

Project - System - Spatial Zone - Level - Type - Originator - Role - Number	Revision
<b>SHS CW-02-H4-ZZZ-DR-RAU-AR-1040</b>	<b>P2-S2</b>

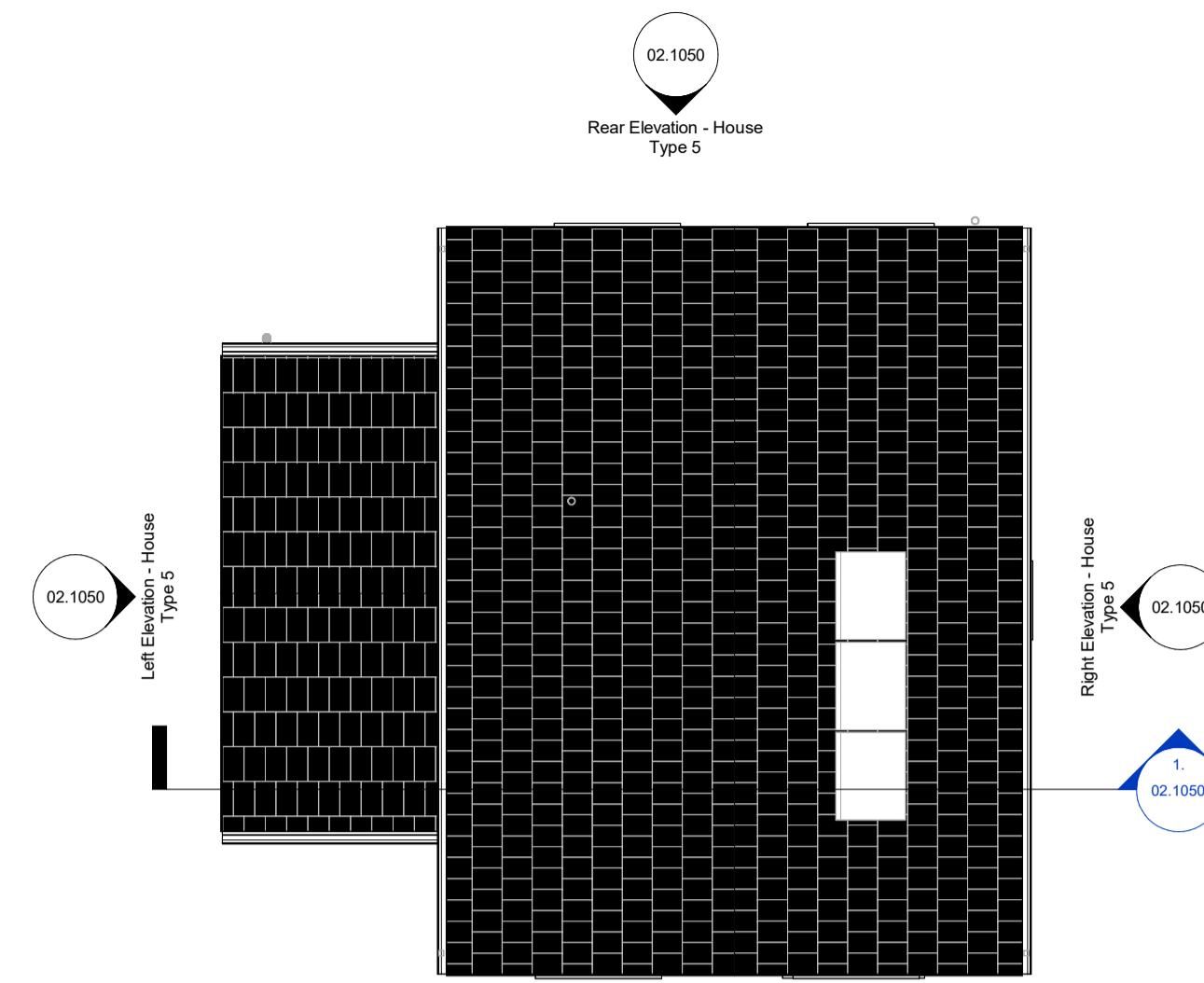




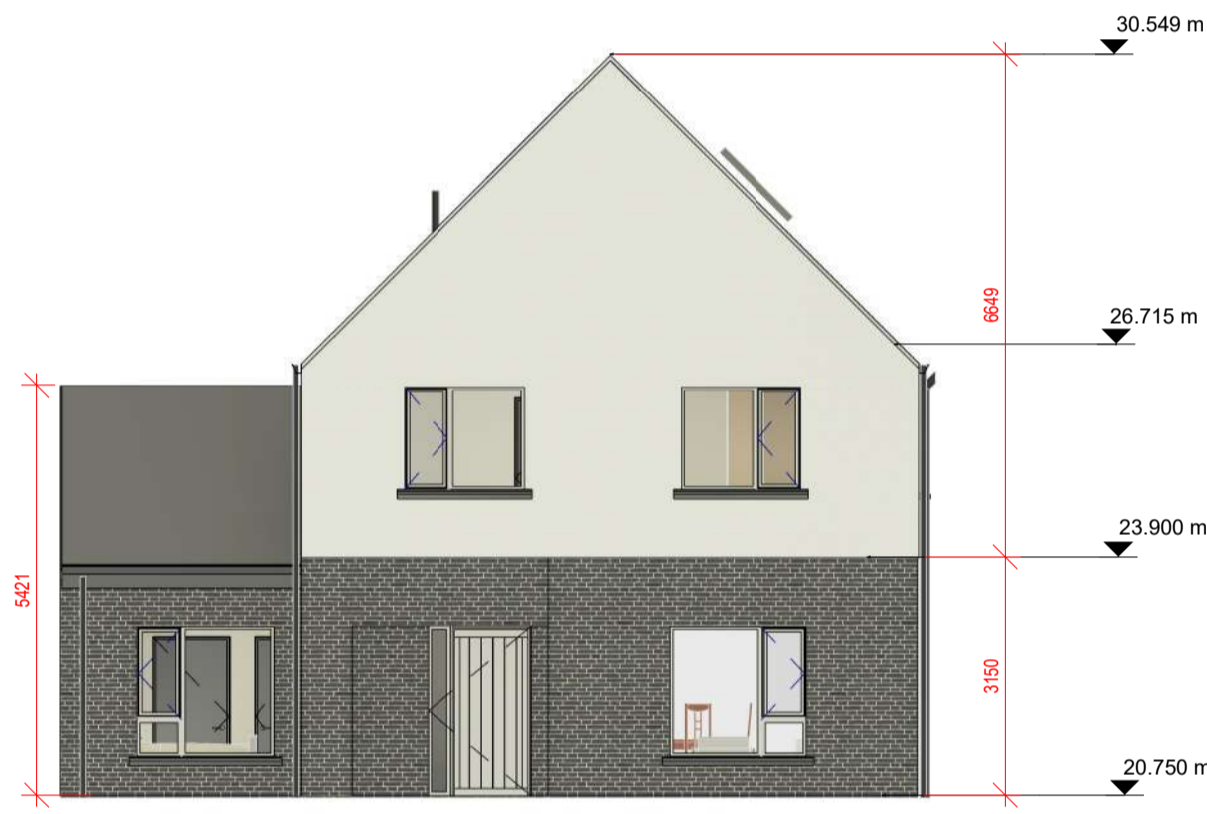
Ground Floor Plan  
1 : 100



First Floor Plan  
1 : 100



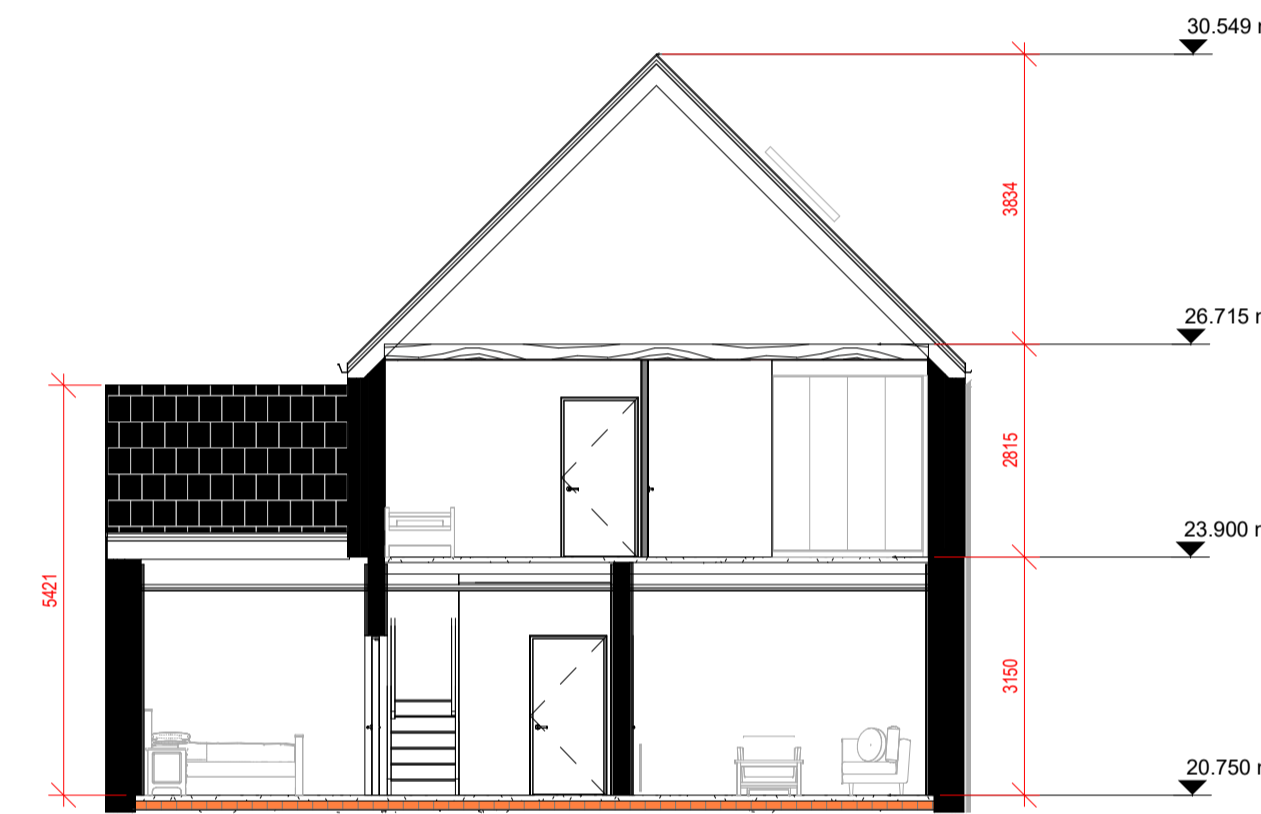
Roof Plan  
1 : 100



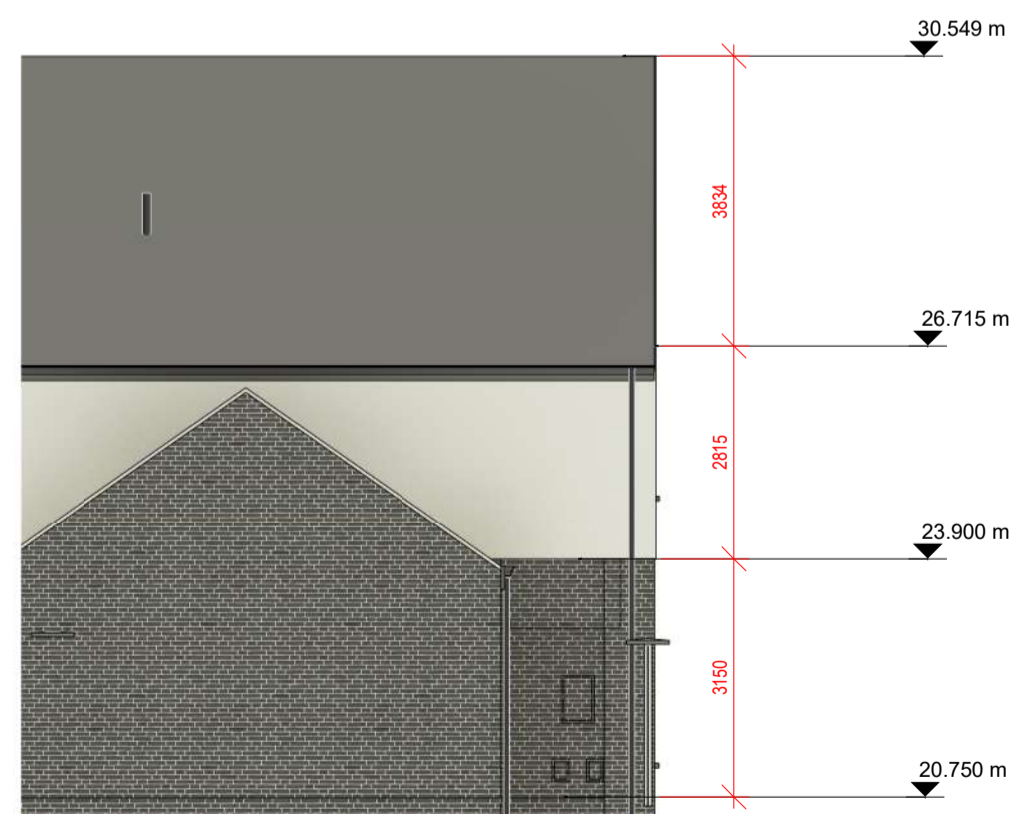
Front Elevation  
1 : 100



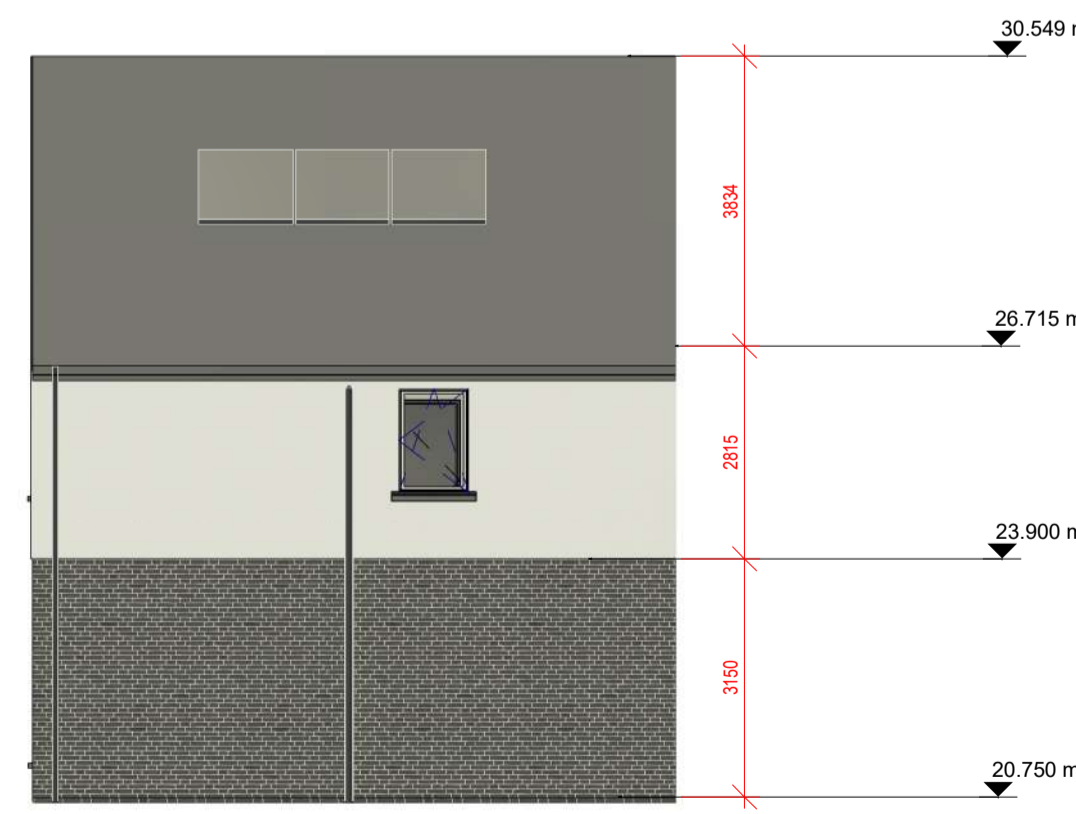
Rear Elevation  
1 : 100



Section 1  
1 : 100



Left Elevation - House Type 5  
1 : 100



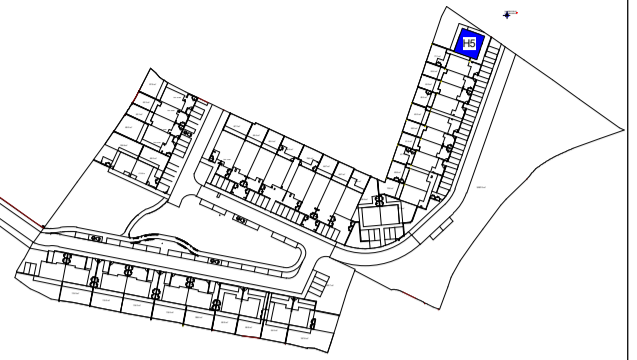
Right Elevation - House Type 5  
1 : 100



3D View - House Type 05, Planning

**Notes:**  
- Do not scale from this drawing. Use figured dimensions in all cases.  
- Verify dimensions on site and report any discrepancies to the Architect immediately.  
- This drawing is to be read in conjunction with the Architect's Specification.  
- © This drawing is copyright and may only be reproduced with the Architect's permission.

**Drawing Notes:**



House Type: Key Plan

Unit Types_05		
Unit Type	Quantity	People per Unit
Unit_05 (5B/7P house)	1	7

Rooms_HT_05	
Room Type	Area
Bedroom 02	7.0 m <sup>2</sup>
Bedroom 04	13.4 m <sup>2</sup>
Bathroom	4.7 m <sup>2</sup>
Bedroom 03	13.2 m <sup>2</sup>
Store	2.5 m <sup>2</sup>
Bedroom 05	7.2 m <sup>2</sup>
Landing	12.1 m <sup>2</sup>
Bedroom 01	11.9 m <sup>2</sup>
Ensuite	2.9 m <sup>2</sup>
Kitchen/living/dining	40.7 m <sup>2</sup>
Plant	1.8 m <sup>2</sup>
Store	3.4 m <sup>2</sup>
Store	1.6 m <sup>2</sup>
Store	1.0 m <sup>2</sup>
Utility	3.0 m <sup>2</sup>
W.C	2.8 m <sup>2</sup>
Entrance Hall	10.3 m <sup>2</sup>
<b>Total</b>	<b>139.4 m<sup>2</sup></b>

**House Type 5 - Area Schedule**

Level	Area
Ground Floor	81.57 m <sup>2</sup>
First Floor	65.58 m <sup>2</sup>
<b>Grand Total:</b>	<b>147.15 m<sup>2</sup></b>

**GENERAL NOTES**  
Selected dark brick with light mortar and through colour render to the external leaf.  
External doors with high security impact resistant timber hall doors to EN 1627 and level access threshold.

**Windows**  
Alu-clad triple glazed windows CE-marked and resistance tested to wind load as well as wind and water tightness. U-value maximum of 0.8 U. The window construction is tested for burglary protection. Secured by Design, Part Q-compliant  
The design creates a stylish overall architectural expression, for new-build or refurbishment projects.  
Impact resistant timber hall doors to EN 1627 and level access threshold to approved colour.  
Obscure windows to bathrooms.

**Roof**  
Anthracite roof slates fixed to timber battens on vapour permeable roofing underlay, on timber / steel roof structure to a suitable roof pitch manufactured in compliance with E.N. 450:2005. Low pitch roofs or canopies to be either Single ply membrane or select pressed metal roofing with standing seams. Rainwater goods, downpipes etc. to be Aluminium Alloy or Hydrocoat Polyester 100-Coated Aluminium Alloy rainwater down pipes



Rev.	Date	Drawn	Details of Issue / Revision
Issues & Revisions			

**reddyQ+U**  
Dartry Mills,  
Dartry Road  
Dublin 6,  
D06 Y0E3  
T: +353 (0)1 498 7000  
W: www.reddyarchitecture.com  
E: info@reddyarchitecture.com

Client Details:  
**Sligo County Council**

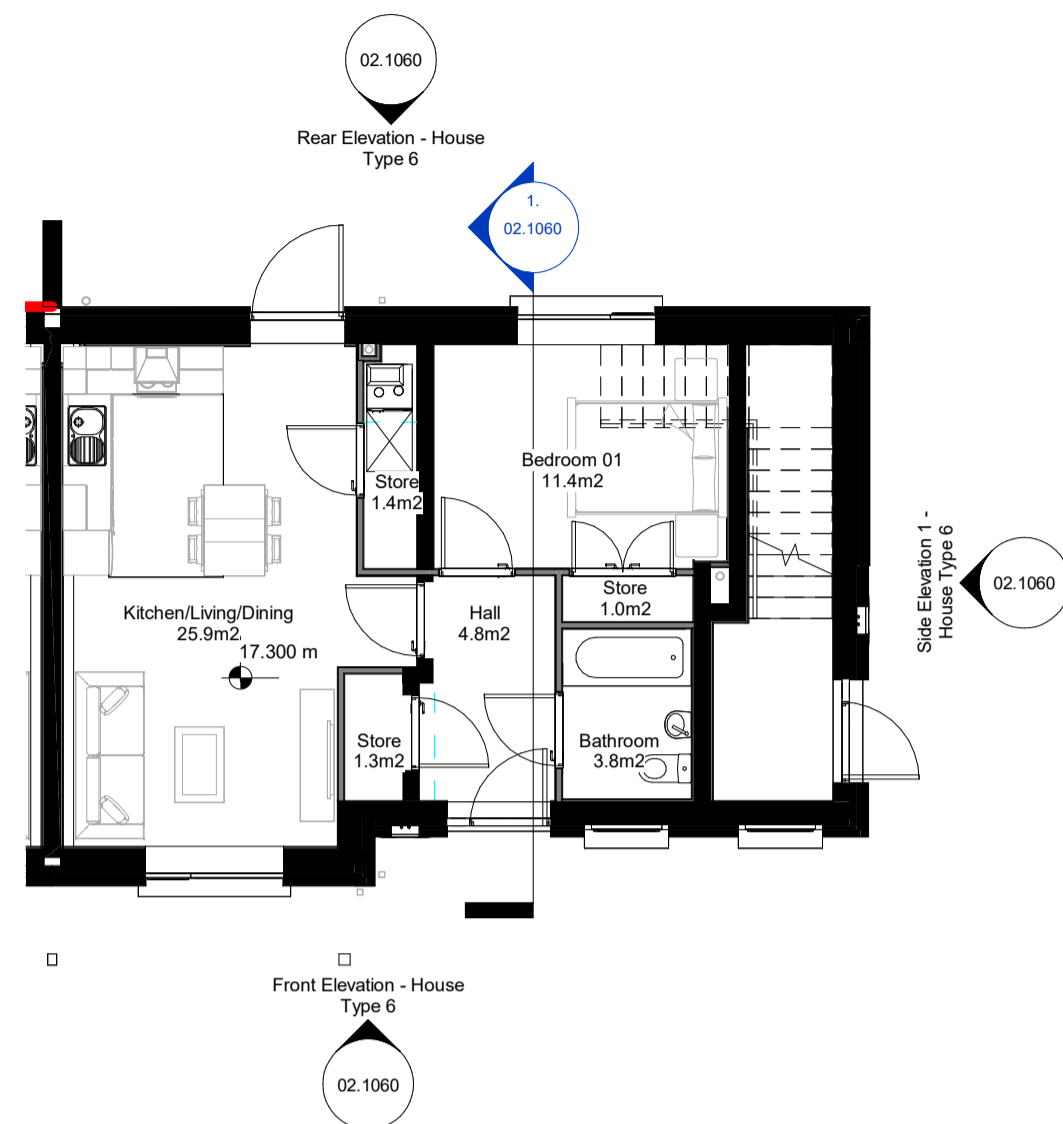
Project Details:  
**51 Unit Housing Scheme at Carrowbunnaun Td Carrowbunnaun Strandhill Co. Sligo**

Drawing Title:  
**Typical, General Arrangement (GA)\_House type 5**

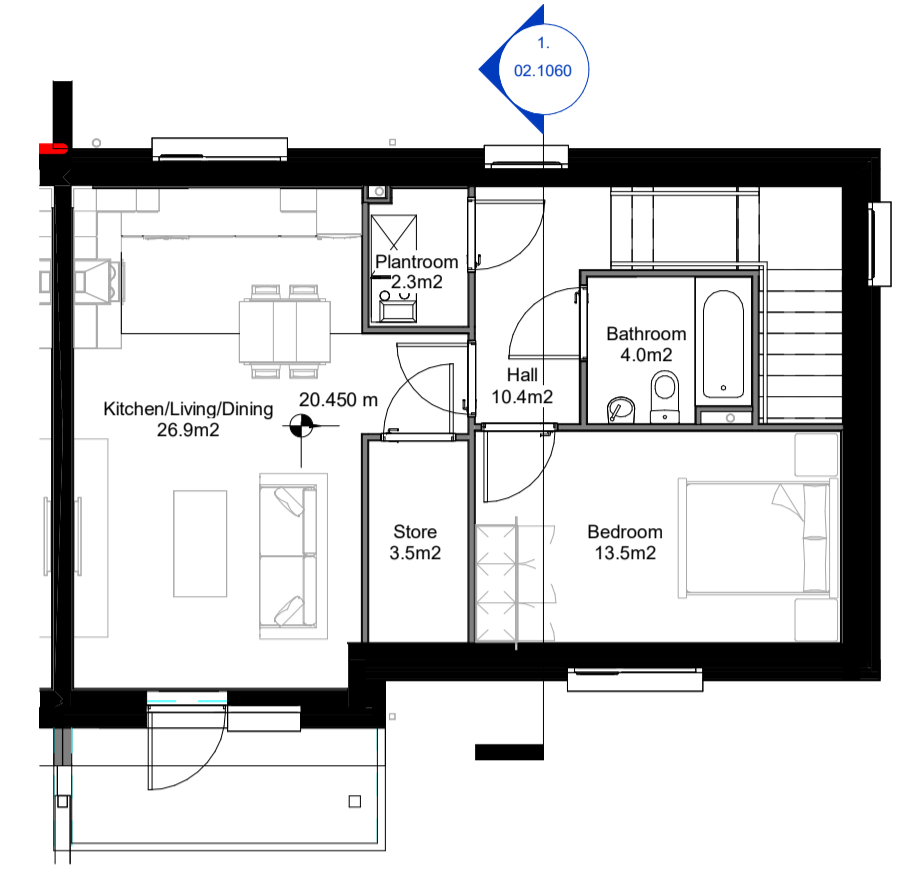
Job No. <b>P22-259D</b>	Sheet Size: <b>A1_Landscape</b>	Scale @A1: <b>As indicated</b>
Issue Date: <b>03/11/23</b>	Drawn By: <b>A.B</b>	Reviewed By: <b>M.D</b>

Status <b>P2</b>	Purpose of Issue <b>Planning Permission - Section 179A</b>
Project - System - Spatial Zone - Level - Type - Originator - Role - Number	
<b>SHS CW-02-H5-ZZZ-DR-RAU-AR-1050</b>	<b>P2-S2</b>

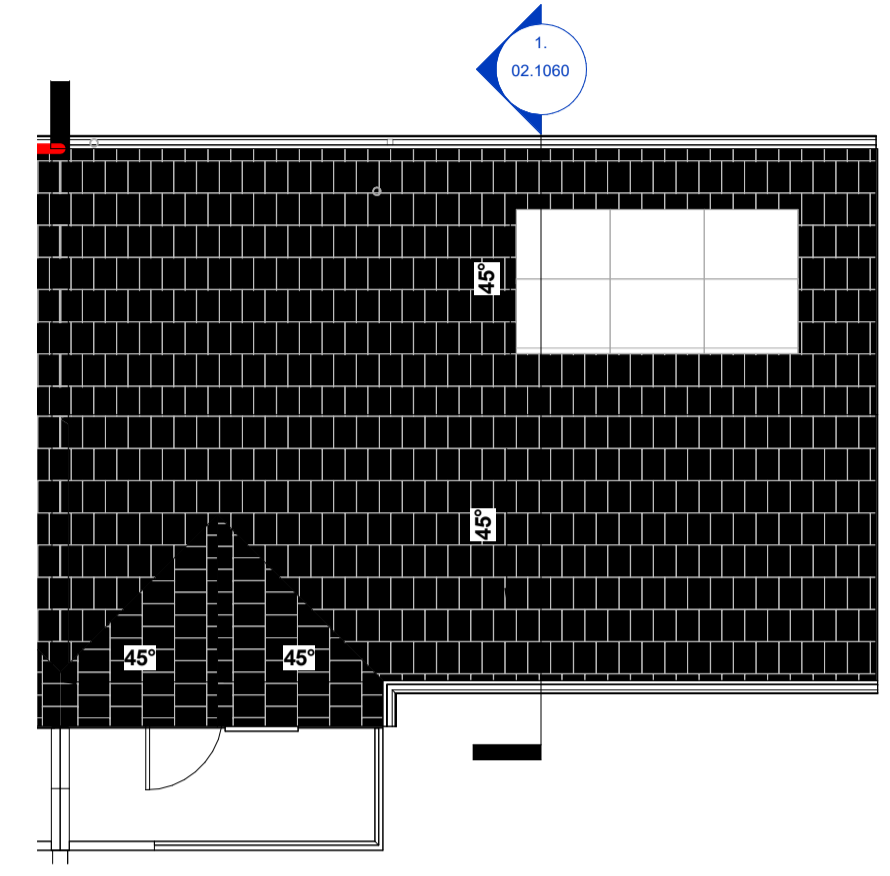




Ground Floor Plan  
1 : 100



First Floor Plan  
1 : 100



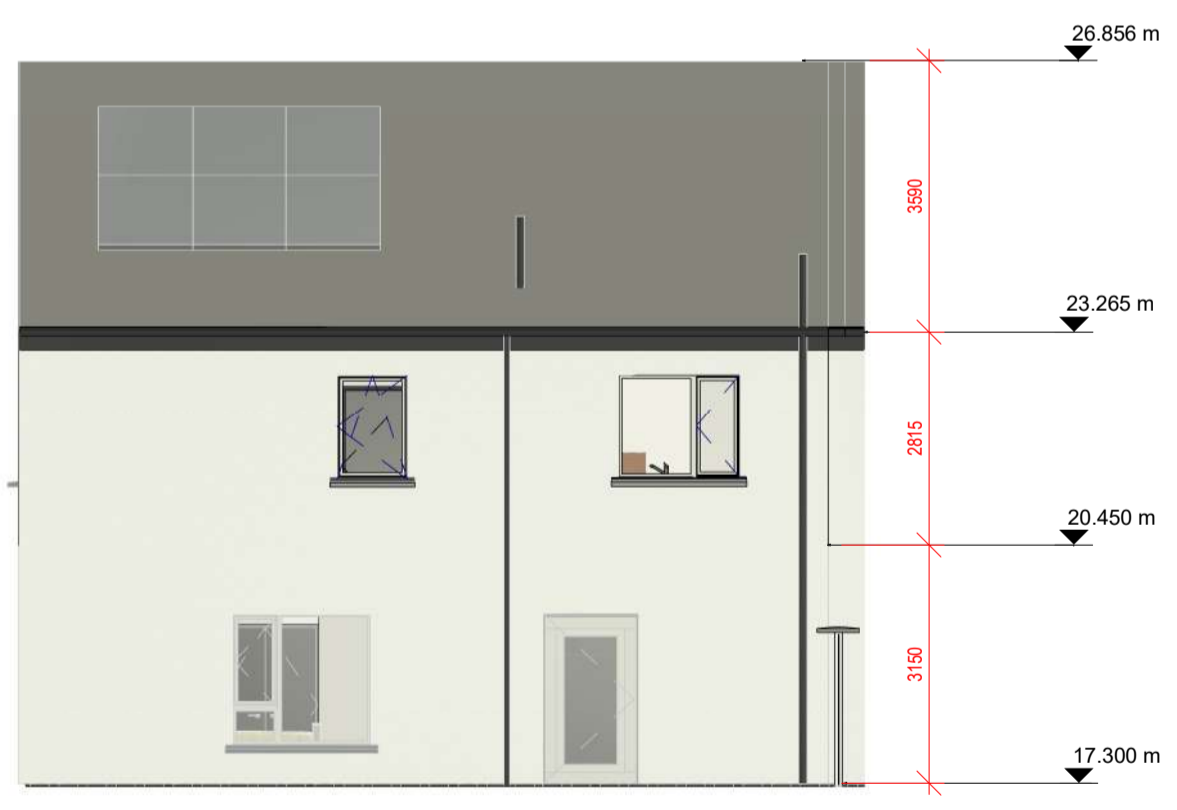
Roof Plan  
1 : 100



3D View - House Type 06, Planning



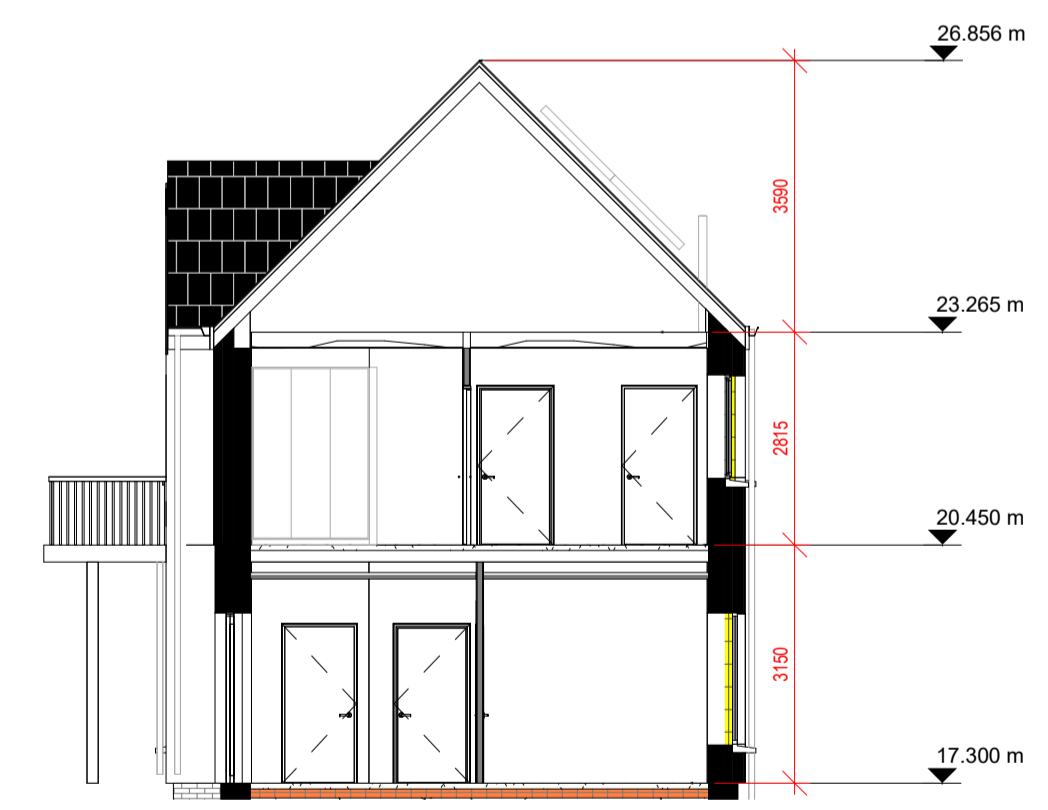
Front Elevation  
1 : 100



Rear Elevation  
1 : 100

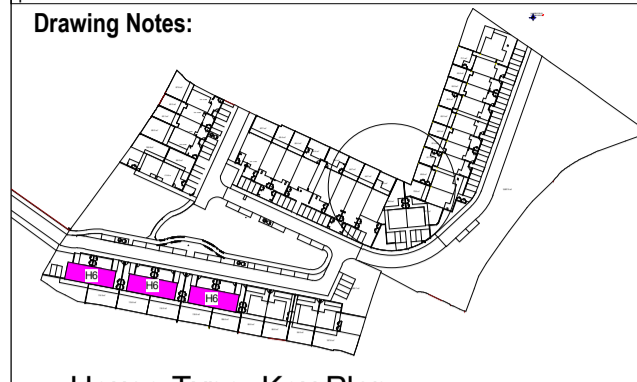


Side Elevation 1  
1 : 100



Section 1  
1 : 100

**Notes:**  
 - Do not scale from this drawing. Use figured dimensions in all cases.  
 - Verify dimensions on site and report any discrepancies to the Architect immediately.  
 - This drawing is to be read in conjunction with the Architect's Specification.  
 - © This drawing is copyright and may only be reproduced with the Architect's permission.



House Type: Key Plan

Unit Types_06		
Unit Type	Quantity	People per Unit
Unit_06 (1bed over 1)	6	4
Duplex		

Rooms_HT_06_Unit 01	
Room Type	Area
HT06_Unit_01	
Hall	4.8 m²
Bathroom	3.8 m²
Bedroom 01	11.4 m²
Kitchen/Living/Dining	25.9 m²
Store	1.3 m²
Store	1.4 m²
Store	1.0 m²
Plantroom	0.7 m²
	50.2 m²

Rooms_HT_06_Unit 02	
Room Type	Area
HT06_Unit_02	
Plantroom	2.3 m²
Hall	10.4 m²
Kitchen/Living/Dining	26.9 m²
Balcony	6.1 m²
Bedroom	13.5 m²
Bathroom	4.0 m²
Store	3.5 m²
Store	7.8 m²
	74.5 m²

House Type 6 - Area Schedule	
Level	Area
Ground Floor	62.94 m²
First Floor	58.55 m²
Grand Total:	121.39 m²

**GENERAL NOTES**  
 Selected dark brick with light mortar and through colour render to the external leaf.  
 External doors with high security impact resistant timber hall doors to EN 1627 and level access threshold.

**Windows**  
 Alu-clad triple glazed windows CE-marked and resistance tested to wind load as well as wind and water tightness. U-value maximum of 0.8 U. The window construction is tested for burglary protection. Secured by Design, Part Q-compliant. The design creates a stylish overall architectural expression, for new-build or refurbishment projects. Impact resistant timber hall doors to EN 1627 and level access threshold to approved colour. Obscure windows to bathrooms.

**Roof**  
 Anthracite roof slates fixed to timber battens on vapour permeable roofing underlay, on timber / steel roof structure to a suitable roof pitch timber / steel roof structure to a suitable roof pitch manufactured in compliance with E.N. 490:2005. Low pitch roofs or canopies to be either Single ply membrane or select pressed metal roofing with standing seams. Rainwater goods, downpipes etc. to be Aluminium Alloy or Hydrocoat Polyester 100-Coated Aluminium Alloy rainwater down pipes.



P22-259D	03/11/23	M.D.	Issued to SCC	Pre-cast Concrete Cills
P22-259D	03/11/23	M.D.	Issued to SCC	
P1-S1	03/11/23	M.D.	Site Plan issued for Planning Review Draft	

**Issues & Revisions**

Rev.	Date	Drawn	Details of Issue / Revision

**reddy Q+U**  
 Dartry Mills,  
 Dartry Road  
 Dublin 6,  
 D06 Y0E3  
 T: +353 (0)1 498 7000  
 W: www.reddyarchitecture.com  
 E: info@reddyarchitecture.com

Client Details:  
**Sligo County Council**

Project Details:  
**51 Unit Housing Scheme at Carrowbunnaun Td Carrowbunnaun Strandhill Co. Sligo**

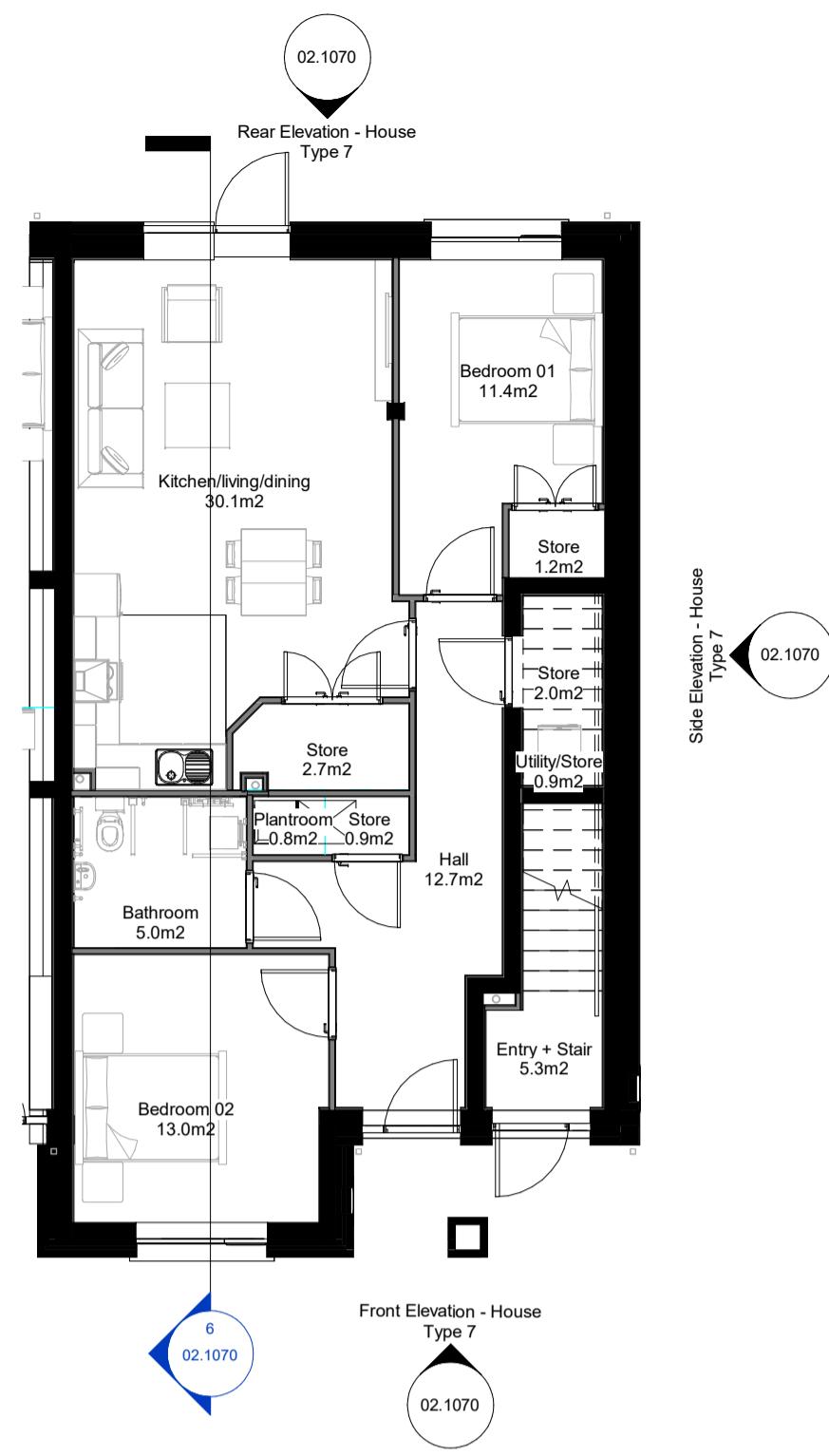
Drawing Title:  
**Typical, General Arrangement (GA)\_House type 6**

Job No.	Sheet Size:	Scale @A1:
<b>P22-259D</b>	<b>A1_Landscape</b>	<b>As indicated</b>
Issue Date:	Drawn By:	Reviewed By:
<b>03/11/23</b>	<b>A.B</b>	<b>M.D</b>

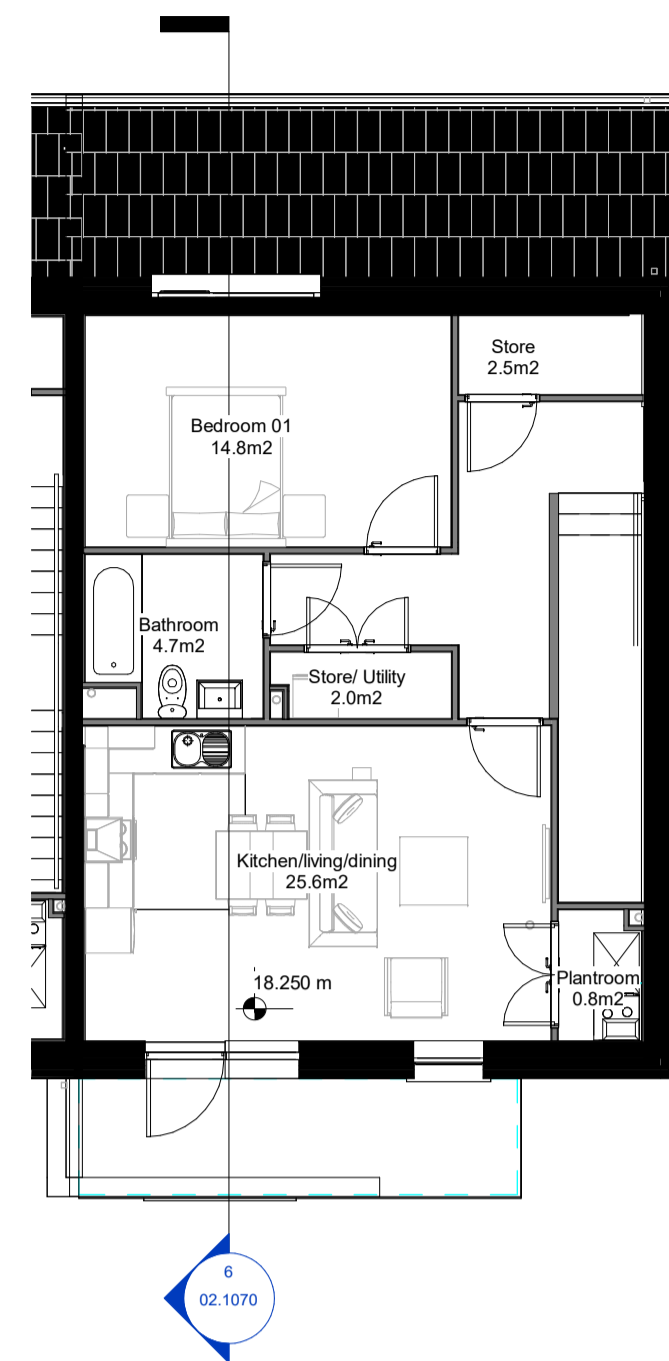
Status	Purpose of Issue
<b>P2</b>	<b>Planning Permission - Section 179A</b>

Project - System - Spatial Zone - Level - Type - Originator - Role - Number	Revision
<b>SHS CW-02-H6-ZZZ-DR-RAU-AR-1060</b>	<b>P2-S2</b>






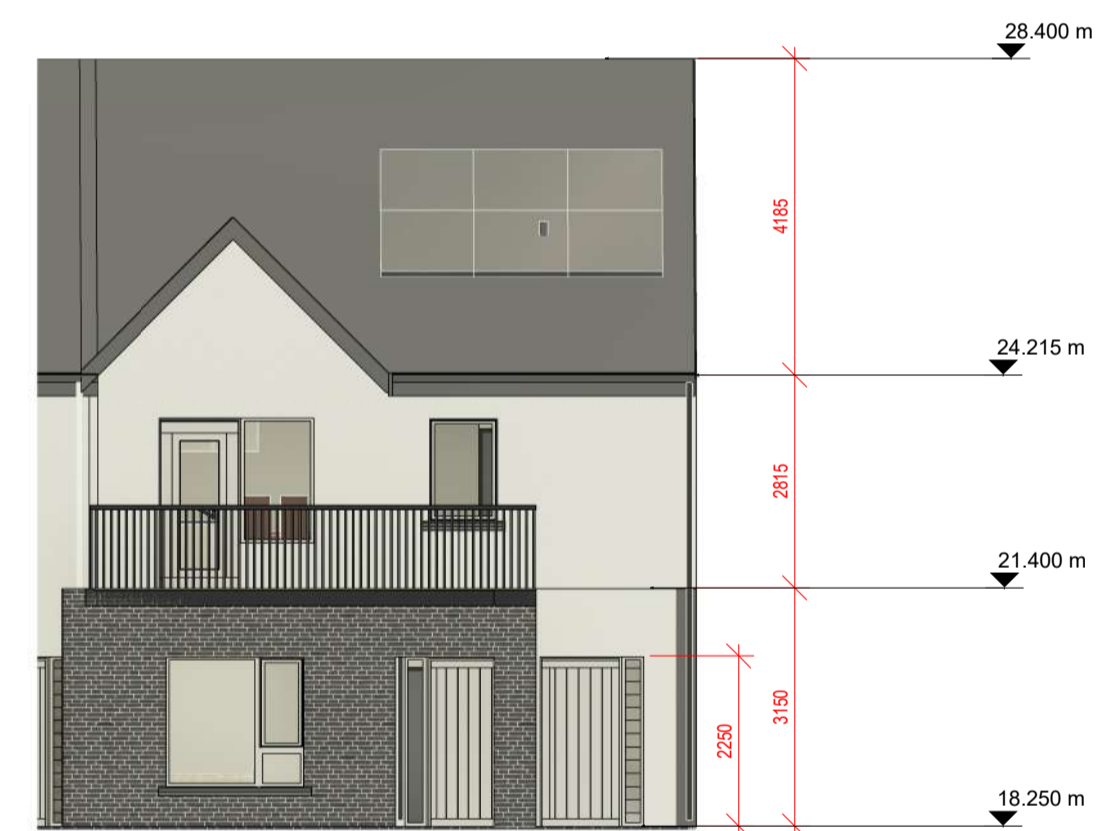
Ground Floor Plan  
1 : 100



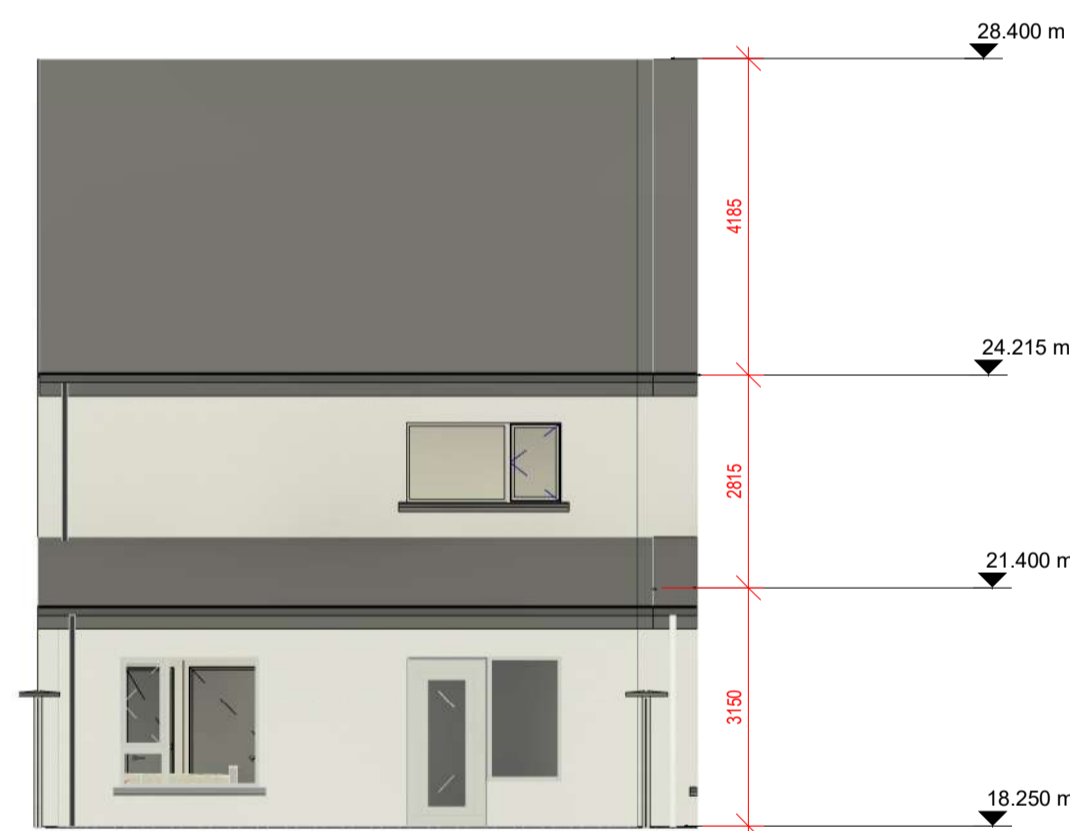
L01 (21.000)-House Type 7  
1 : 100



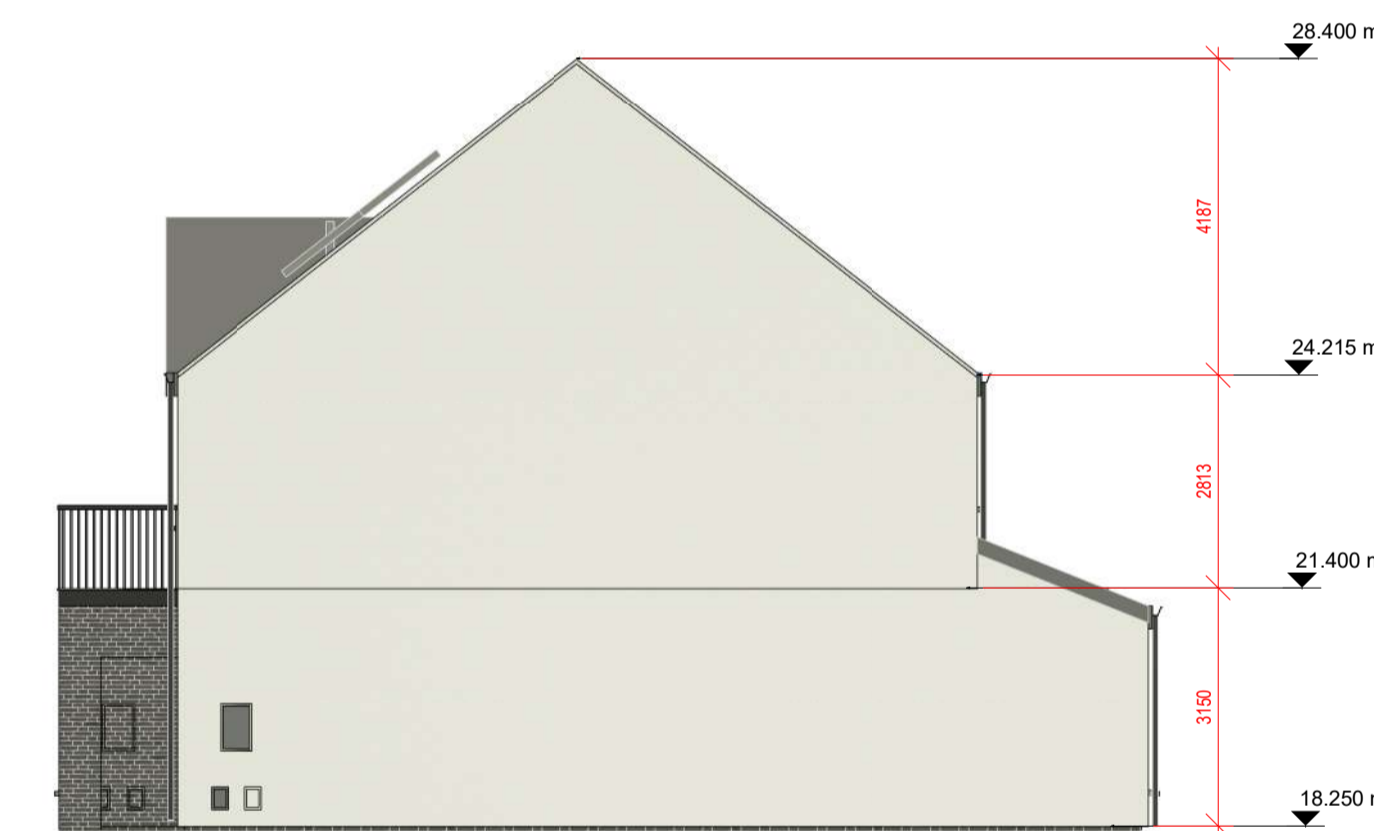
Roof Plan  
1 : 100



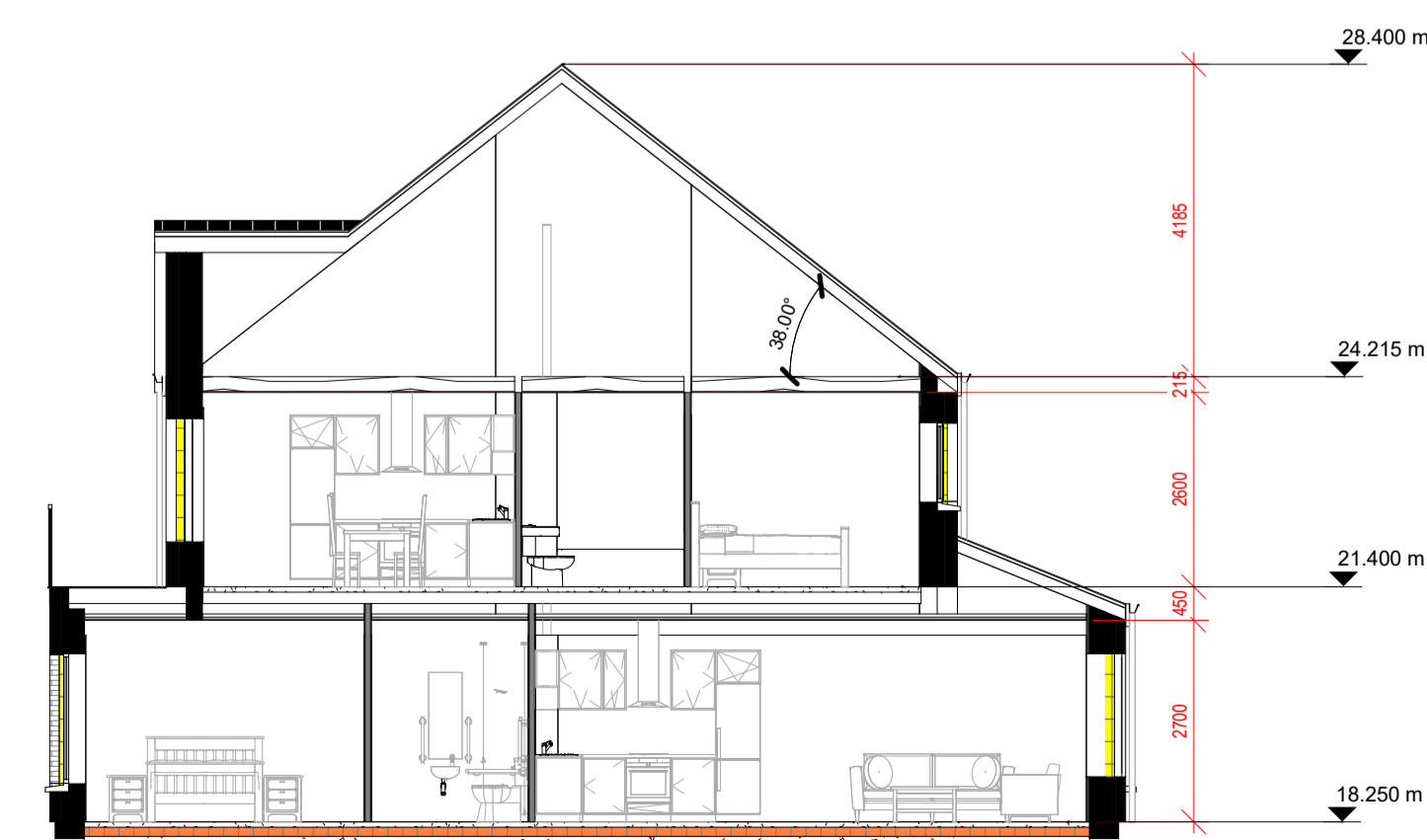
Front Elevation - House Type 7  
1 : 100



Rear Elevation - House Type 7  
1 : 100



Side Elevation - House Type 7  
1 : 100



Section 1 - House Type 7  
1 : 100

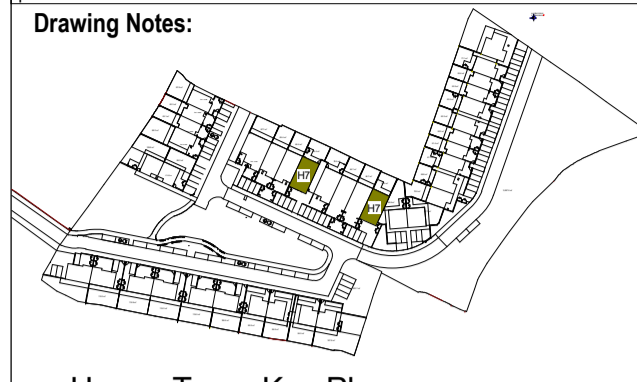


3D View - House Type 07, Planning

**House Type 7 - Area Schedule**

Level	Area
Ground Floor	92.66 m <sup>2</sup>
First Floor	65.40 m <sup>2</sup>
<b>Grand Total:</b>	<b>158.06 m<sup>2</sup></b>

**Notes:**  
 - Do not scale from this drawing. Use figured dimensions in all cases.  
 - Verify dimensions on site and report any discrepancies to the Architect immediately.  
 - This drawing is to be read in conjunction with the Architect's Specification.  
 - © This drawing is copyright and may only be reproduced with the Architect's permission.



House Type: Key Plan

**Unit Types\_07**

Unit Type	Quantity	People per Unit
Unit_07 (1bed over 2)	2	6

**Rooms\_HT\_07\_Unit 01**

Room Type	Area
HT07_Unit_01	
Bathroom	5.0 m <sup>2</sup>
Bedroom 01	11.4 m <sup>2</sup>
Hall	12.7 m <sup>2</sup>
Kitchen/living/dining	30.1 m <sup>2</sup>
Store	2.0 m <sup>2</sup>
Bedroom 02	13.0 m <sup>2</sup>
Plantroom	0.8 m <sup>2</sup>
Store	2.7 m <sup>2</sup>
Store	1.2 m <sup>2</sup>
Utility/Store	0.9 m <sup>2</sup>
Store	0.9 m <sup>2</sup>
	80.8 m <sup>2</sup>

**Rooms\_HT\_07\_Unit 02**

Room Type	Area
HT07_Unit_02	
Kitchen/living/dining	25.6 m <sup>2</sup>
Bedroom 01	14.8 m <sup>2</sup>
Balcony	8.9 m <sup>2</sup>
Entry + Stair	5.3 m <sup>2</sup>
Plantroom	0.8 m <sup>2</sup>
Bathroom	4.7 m <sup>2</sup>
Store/ Utility	2.0 m <sup>2</sup>
Store	2.5 m <sup>2</sup>
Store	1.0 m <sup>2</sup>
Corridor	15.7 m <sup>2</sup>
	81.4 m <sup>2</sup>

**GENERAL NOTES**  
 Selected dark brick with light mortar and through colour render to the external leaf.  
 External doors with high security impact resistant timber hall doors to EN 1627 and level access threshold.

**Windows**  
 Alu-clad triple glazed windows CE-marked and resistance tested to wind load as well as wind and water tightness. U-value maximum of 0.8 U. The window construction is tested for burglary protection. Secured by Design, Part Q-compliant. The design creates a stylish overall architectural expression, for new-build or refurbishment projects. Impact resistant timber hall doors to EN 1627 and level access threshold to approved colour. Obscure windows to bathrooms.

**Roof**  
 Anthracite roof slates fixed to timber battens on vapour permeable roofing underlay, on timber / steel roof structure to a suitable roof pitch timber / steel roof structure to a suitable roof pitch manufactured in compliance with E.N. 480:2005. Low pitch roofs or canopies to be either Single ply membrane or select pressed metal roofing with standing seams. Rainwater goods, downpipes etc. to be Aluminium Alloy or Hydrocoat Polyester 100-Coated Aluminium Alloy rainwater down pipes



Rev.	Date	Drawn	Details of Issue / Revision
P2-S1	23/02/24	P.T.D.	Issued to SCC
P1-S1	03/11/23	M.D.	Site Plan issued for Planning Review Draft

**reddyQ+U**  
 Dartry Mills,  
 Dartry Road  
 Dublin 6,  
 D06 Y0E3  
 T: +353 (0)1 498 7000  
 W: www.reddyarchitecture.com  
 E: info@reddyarchitecture.com

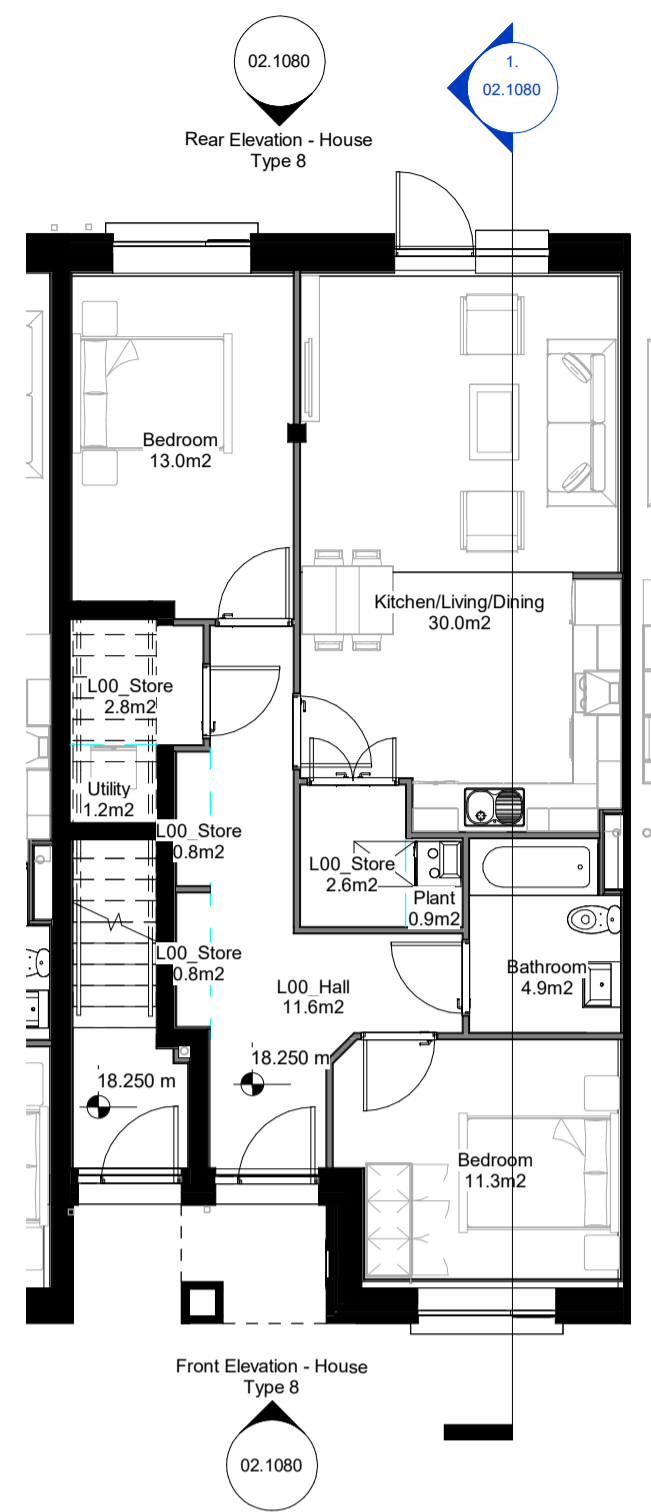
Client Details:  
**Sligo County Council**

Project Details:  
**51 Unit Housing Scheme at Carrowbunnaun Td Carrowbunnaun Strandhill Co. Sligo**  
 Drawing Title:  
**Typical, General Arrangement (GA)\_House type 7**

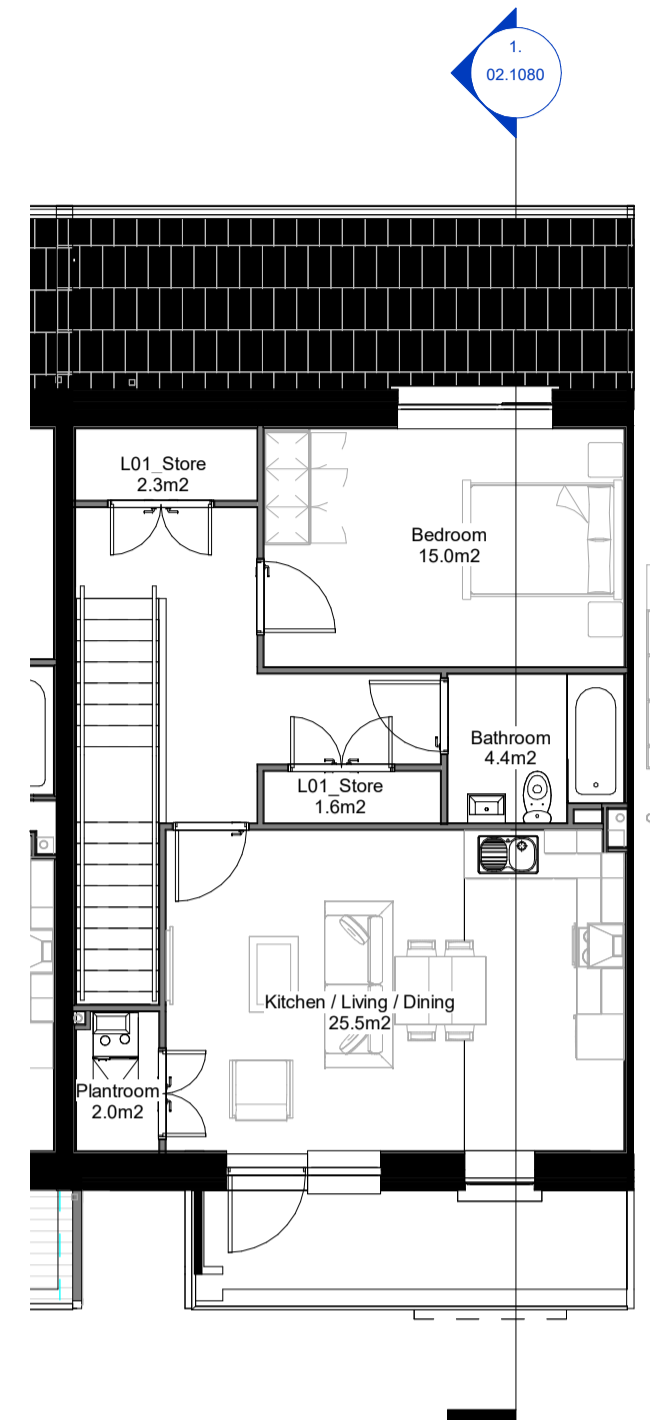
Job No.	Sheet Size	Scale @A1:
<b>P22-259D</b>	<b>A1_Landscape</b>	<b>As indicated</b>

Status	Purpose of Issue
<b>P2</b>	<b>Planning Permission - Section 179A</b>

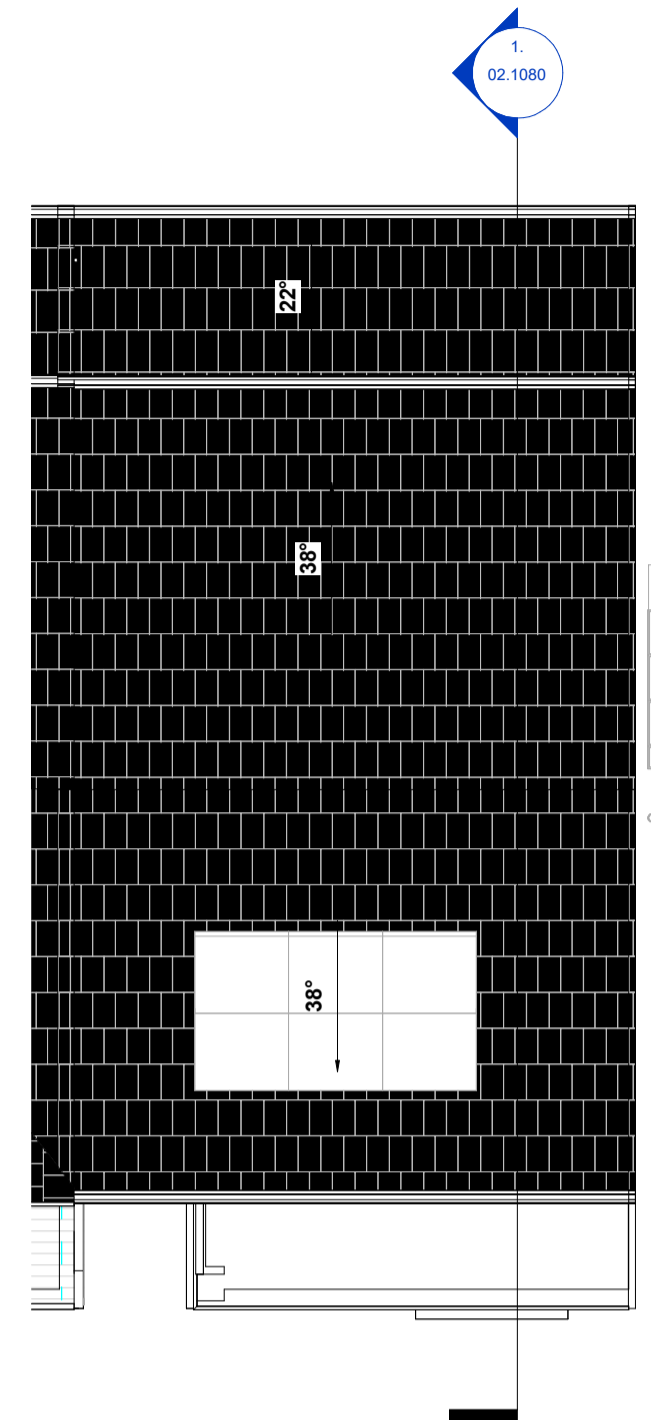




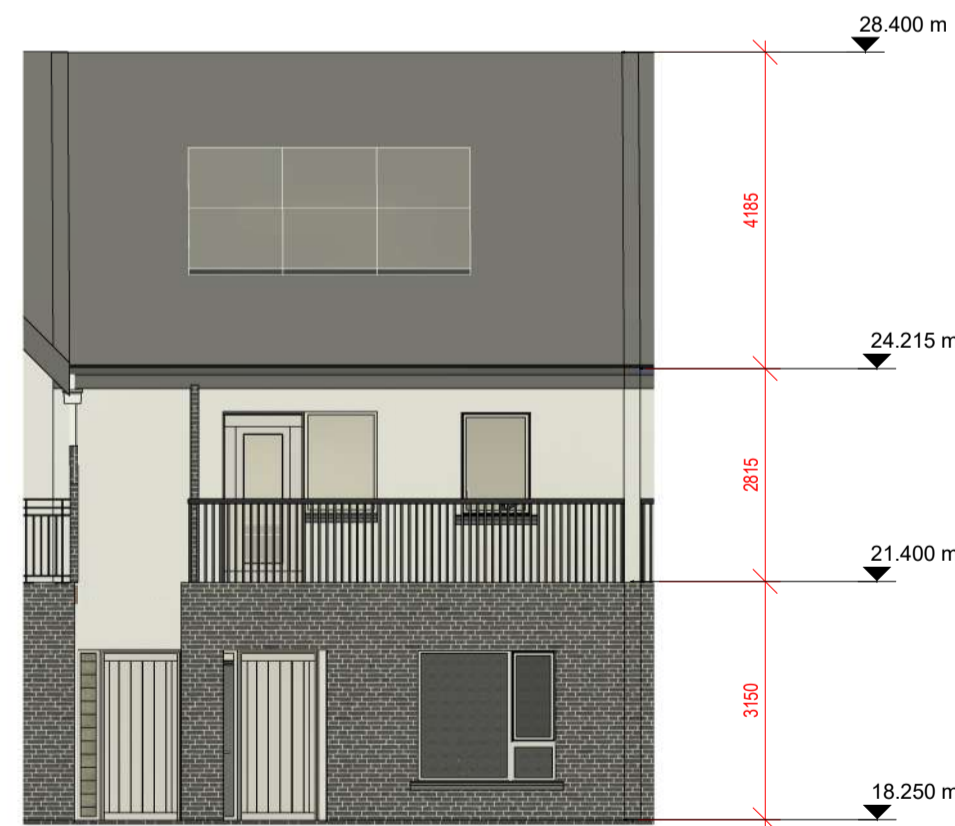
Rear Elevation - House Type 8  
1 : 100



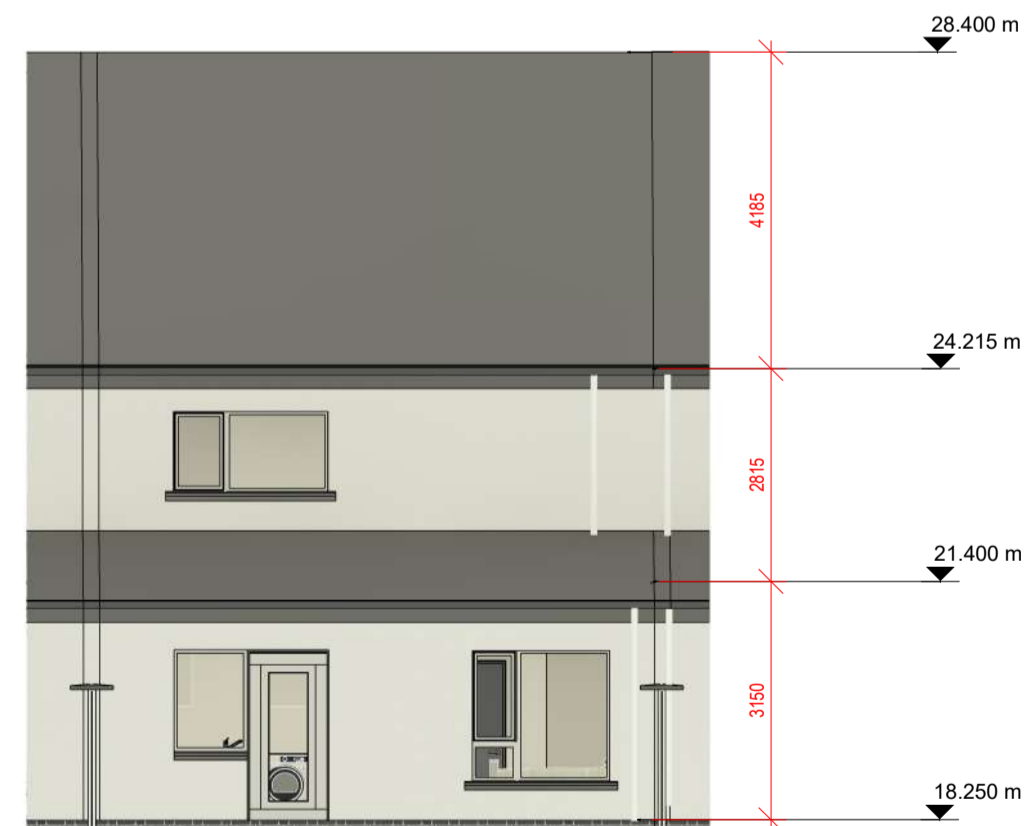
Ground Floor Plan  
1 : 100



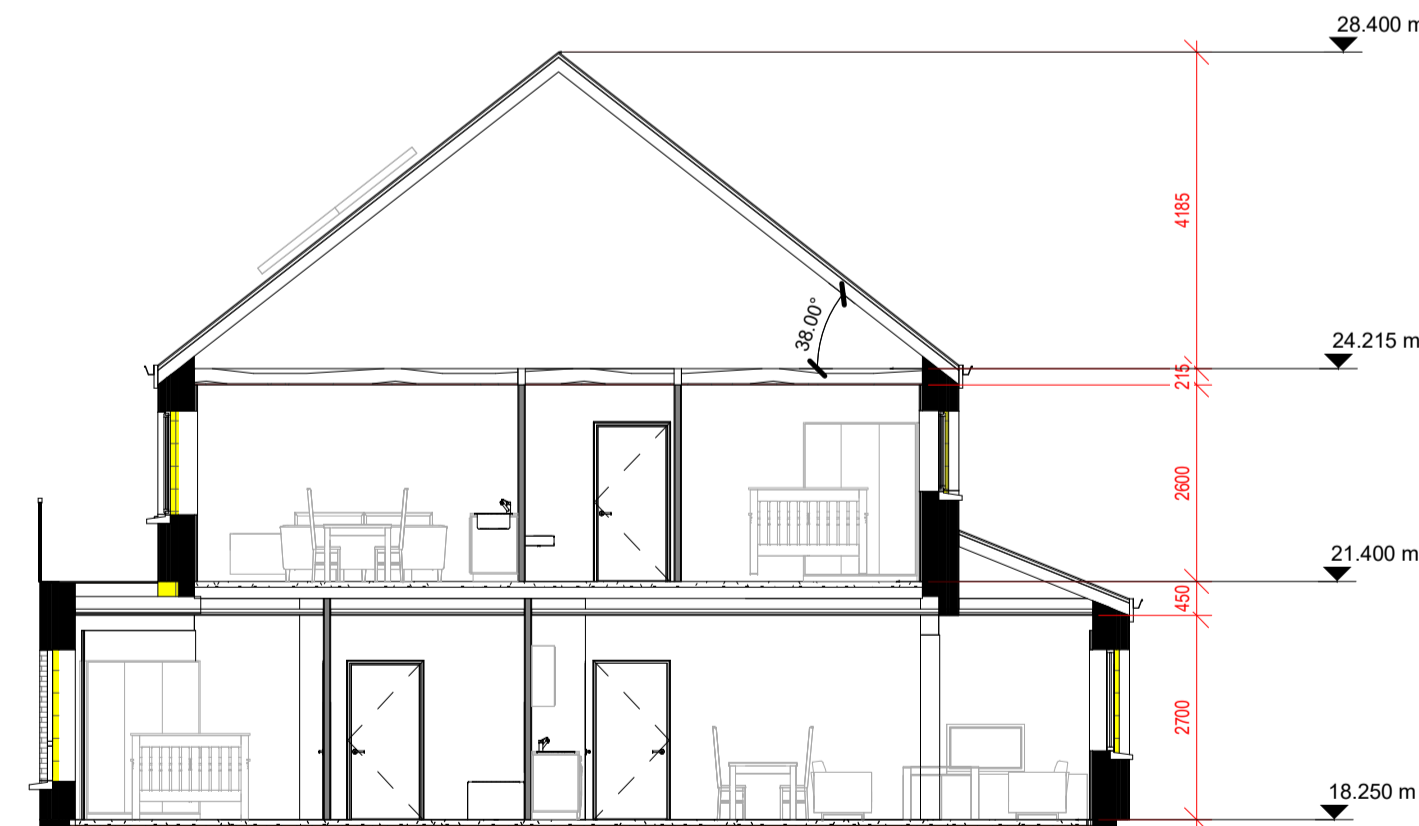
Roof Plan  
1 : 100



Front Elevation - House Type 8  
1 : 100



Rear Elevation - House Type 8  
1 : 100



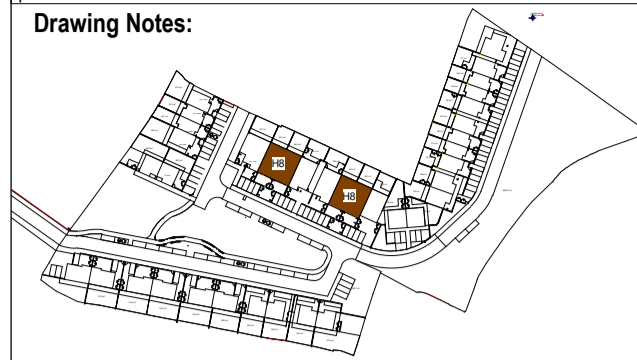
Section 1 - House Type 8  
1 : 100



3D View - House Type 08, Planning

House Type 8 - Area Schedule	
Level	Area
Ground Floor	91.13 m <sup>2</sup>
First Floor	64.45 m <sup>2</sup>
Grand Total:	155.58 m <sup>2</sup>

**Notes:**  
 - Do not scale from this drawing. Use figured dimensions in all cases.  
 - Verify dimensions on site and report any discrepancies to the Architect immediately.  
 - This drawing is to be read in conjunction with the Architect's Specification.  
 - © This drawing is copyright and may only be reproduced with the Architect's permission.



House Type: Key Plan

Unit Types_08		
Unit Type	Quantity	People per Unit
Unit_08 (1bed over 2) Duplex	4	6

Rooms_HT_08_Unit 01	
Room Type	Area
HT08_Unit_01	
Bedroom	11.3 m <sup>2</sup>
Kitchen/Living/Dining	30.0 m <sup>2</sup>
L00_Store	0.8 m <sup>2</sup>
L00_Store	2.8 m <sup>2</sup>
Plant	0.9 m <sup>2</sup>
Bedroom	13.0 m <sup>2</sup>
Utility	1.2 m <sup>2</sup>
Bathroom	4.9 m <sup>2</sup>
L00_Hall	11.6 m <sup>2</sup>
L00_Store	2.6 m <sup>2</sup>
L00_Store	0.8 m <sup>2</sup>
	80.0 m <sup>2</sup>

Rooms_HT_08_Unit 02	
Room Type	Area
HT08_Unit_02	
Kitchen / Living / Dining	25.5 m <sup>2</sup>
Bedroom	15.0 m <sup>2</sup>
Plantroom	2.0 m <sup>2</sup>
Bathroom	4.4 m <sup>2</sup>
L01_Store	2.3 m <sup>2</sup>
L01_Store	1.6 m <sup>2</sup>
Corridor	15.2 m <sup>2</sup>
Entry + Stair	5.4 m <sup>2</sup>
	71.4 m <sup>2</sup>

**GENERAL NOTES**  
 Selected dark brick with light mortar and through colour render to the external leaf.  
 External doors with high security impact resistant timber hall doors to EN 1627 and level access threshold.

**Windows**  
 Aluminium triple glazed windows CE-marked and resistance tested to wind load as well as wind and water tightness. U-value maximum of 0.8 U. The window construction is tested for burglary protection. Secured by Design, Part Q-compliant. The design creates a stylish overall architectural expression, for new-build or refurbishment projects. Impact resistant timber hall doors to EN 1627 and level access threshold to approved colour. Obscure windows to bathrooms.

**Roof**  
 Anthracite roof slates fixed to timber battens on vapour permeable roofing underlay, on timber / steel roof structure to a suitable roof pitch timber / steel roof structure to a suitable roof pitch manufactured in compliance with E.N. 490:2005. Low pitch roofs or canopies to be either Single ply membrane or select pressed metal roofing with standing seams. Rainwater goods, downpipes etc. to be Aluminium Alloy or Hydrocoat Polyester 100-Coated Aluminium Alloy rainwater down pipes



Rev.	Date	Drawn	Details of Issue / Revision
Issues & Revisions			

Darity Mills,  
 Darity Road  
 Dublin 6,  
 D06 Y0E3  
 T: +353 (0)1 498 7000  
 W: www.reddyarchitecture.com  
 E: info@reddyarchitecture.com

Client Details:  
**Sligo County Council**

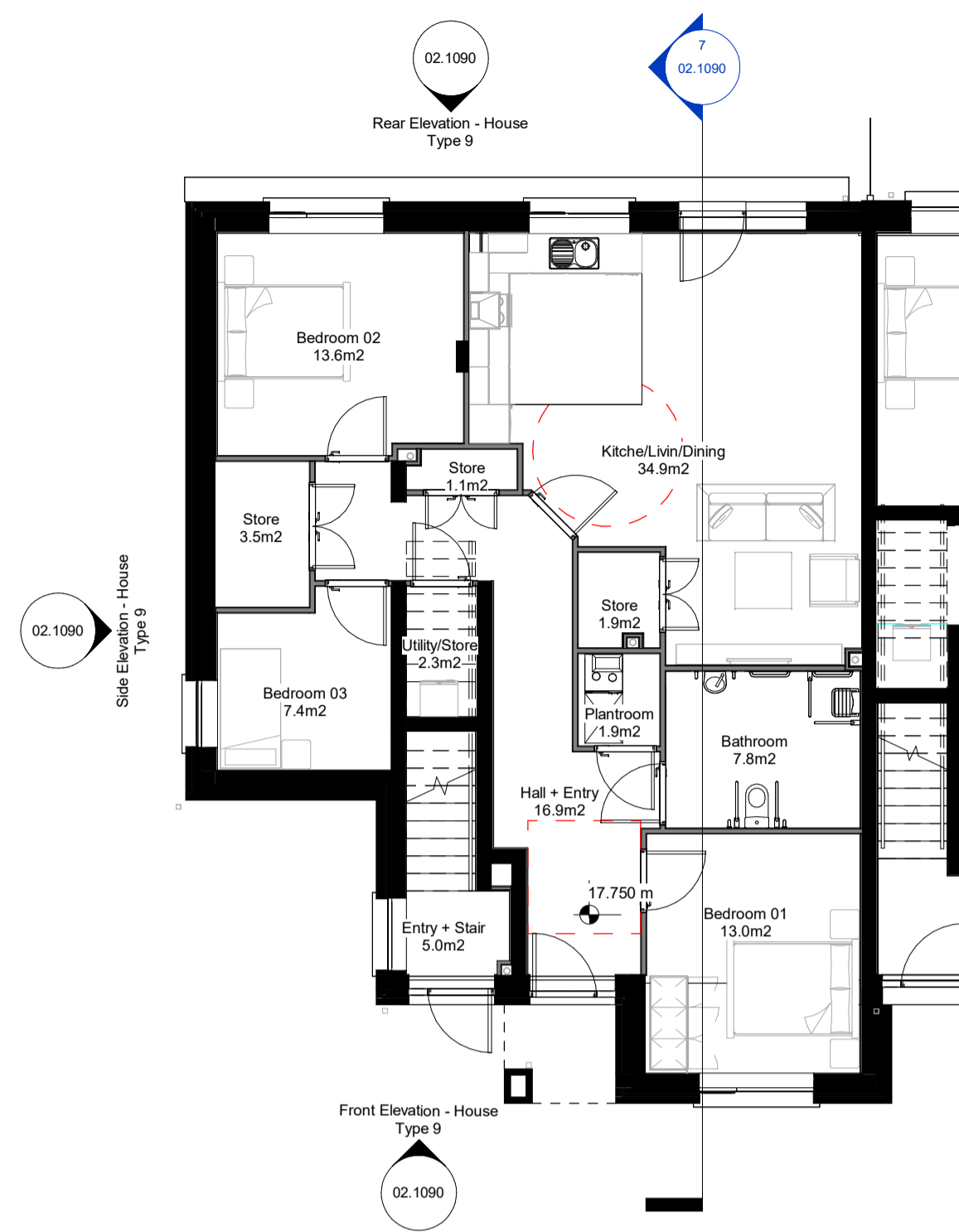
Project Details:  
**51 Unit Housing Scheme at Carrowbunnaun Td Carrowbunnaun Strandhill Co. Sligo**

Drawing Title:  
**Typical, General Arrangement (GA)\_House type 8**

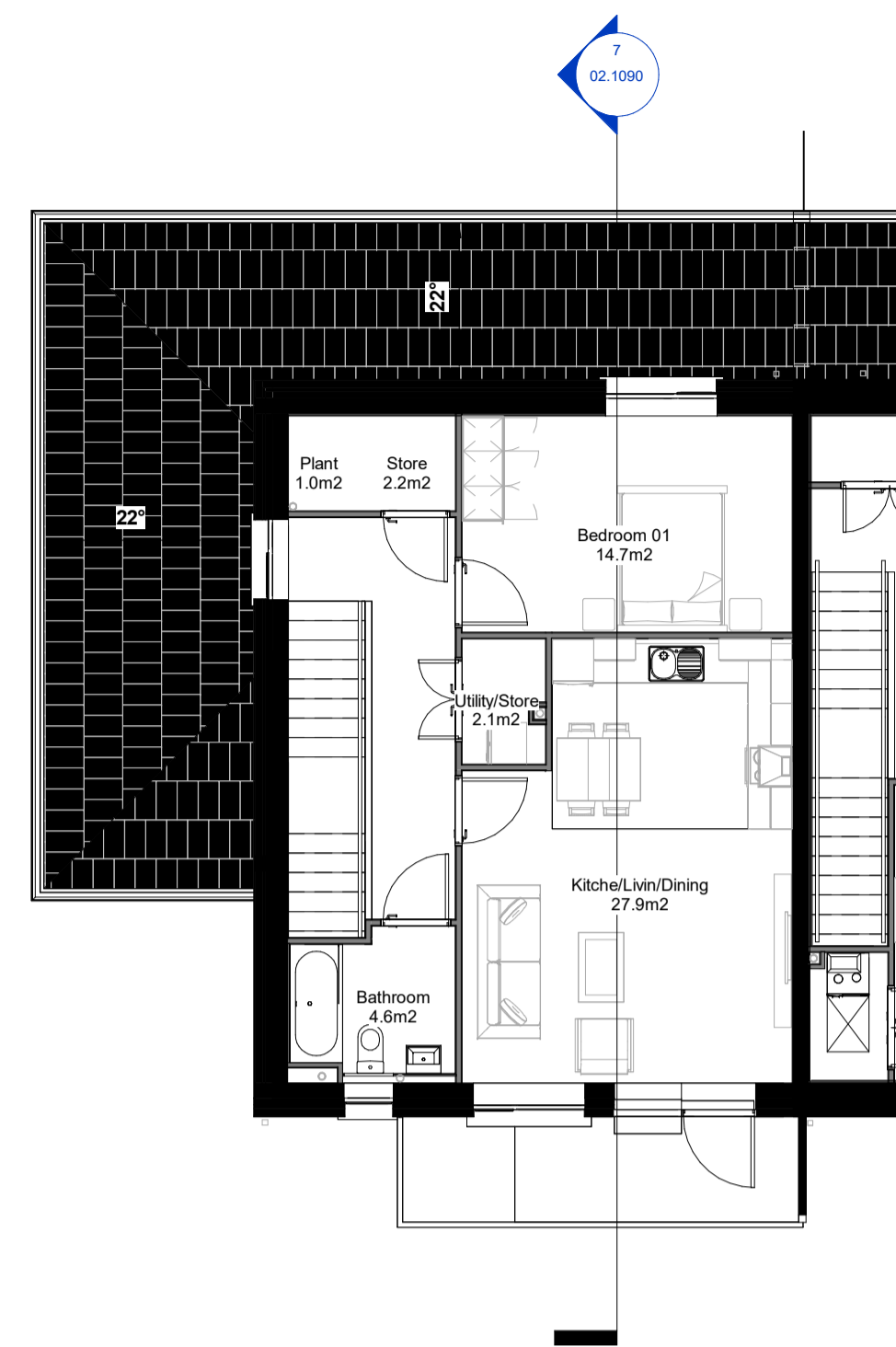
Job No. <b>P22-259D</b>	Sheet Size: <b>A1_Landscape</b>	Scale @A1: <b>As indicated</b>
Issue Date: <b>03/11/23</b>	Drawn By: <b>A.B</b>	Reviewed By: <b>M.D</b>

Status: <b>P2</b>	Purpose of Issue: <b>Planning Permission - Section 179A</b>
Project - System - Spatial Zone - Level - Type - Originator - Role - Number	
<b>SHS CW-02-H8-ZZZ-DR-RAU-AR-1080</b>	<b>P2-S2</b>

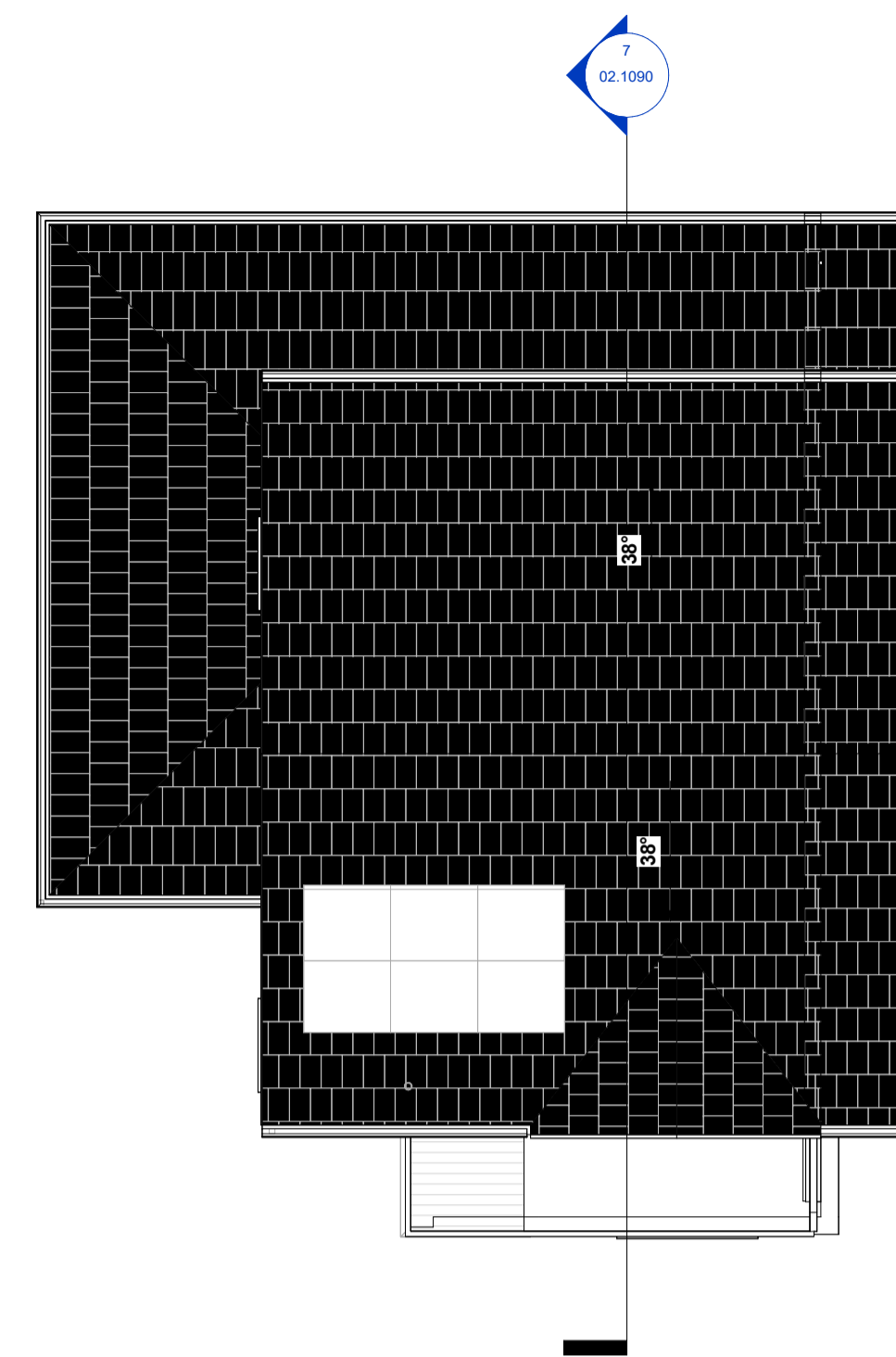




Rear Elevation - House Type 9  
1 : 100



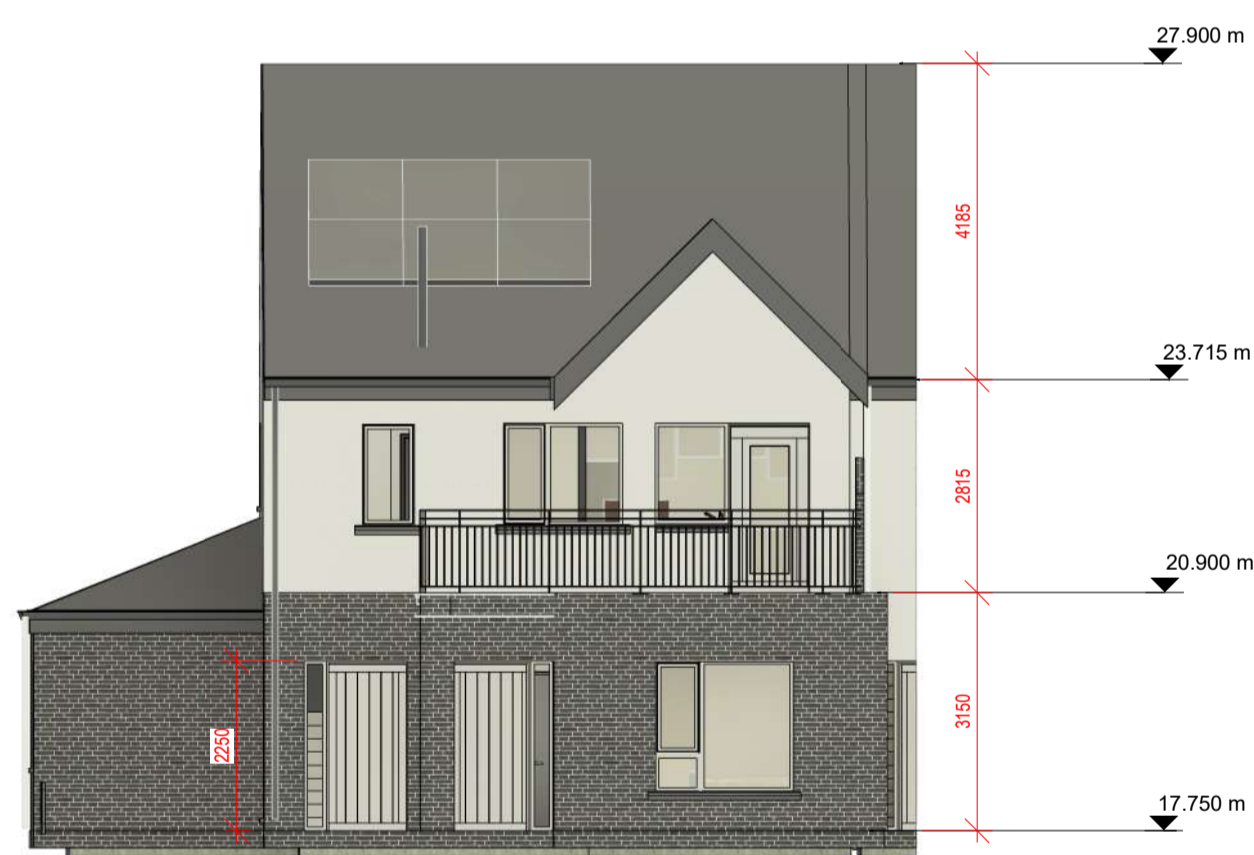
Side Elevation - House Type 9  
1 : 100



Front Elevation - House Type 9  
1 : 100

Ground Floor Plan 1 : 100

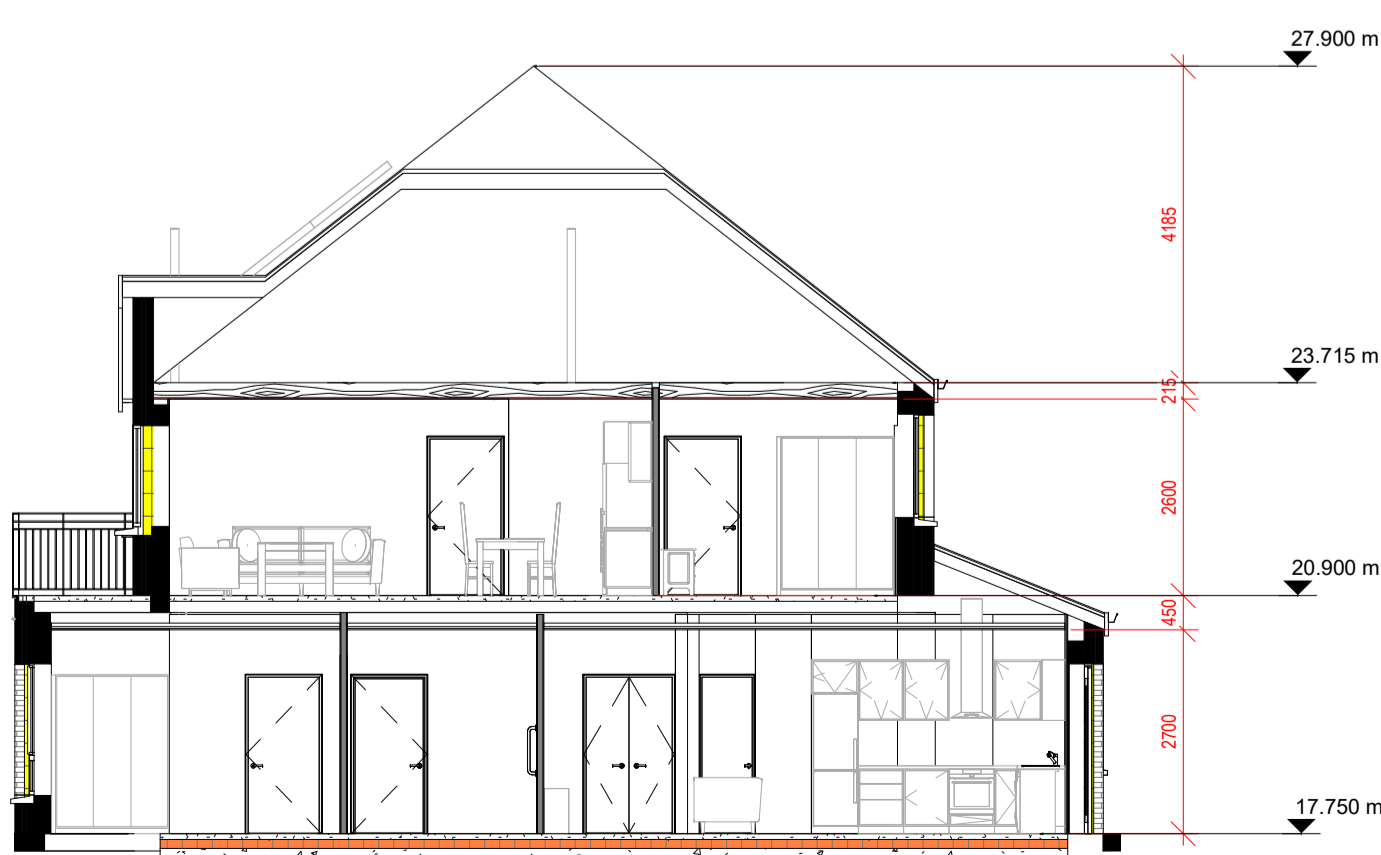
Roof Plan 1 : 100



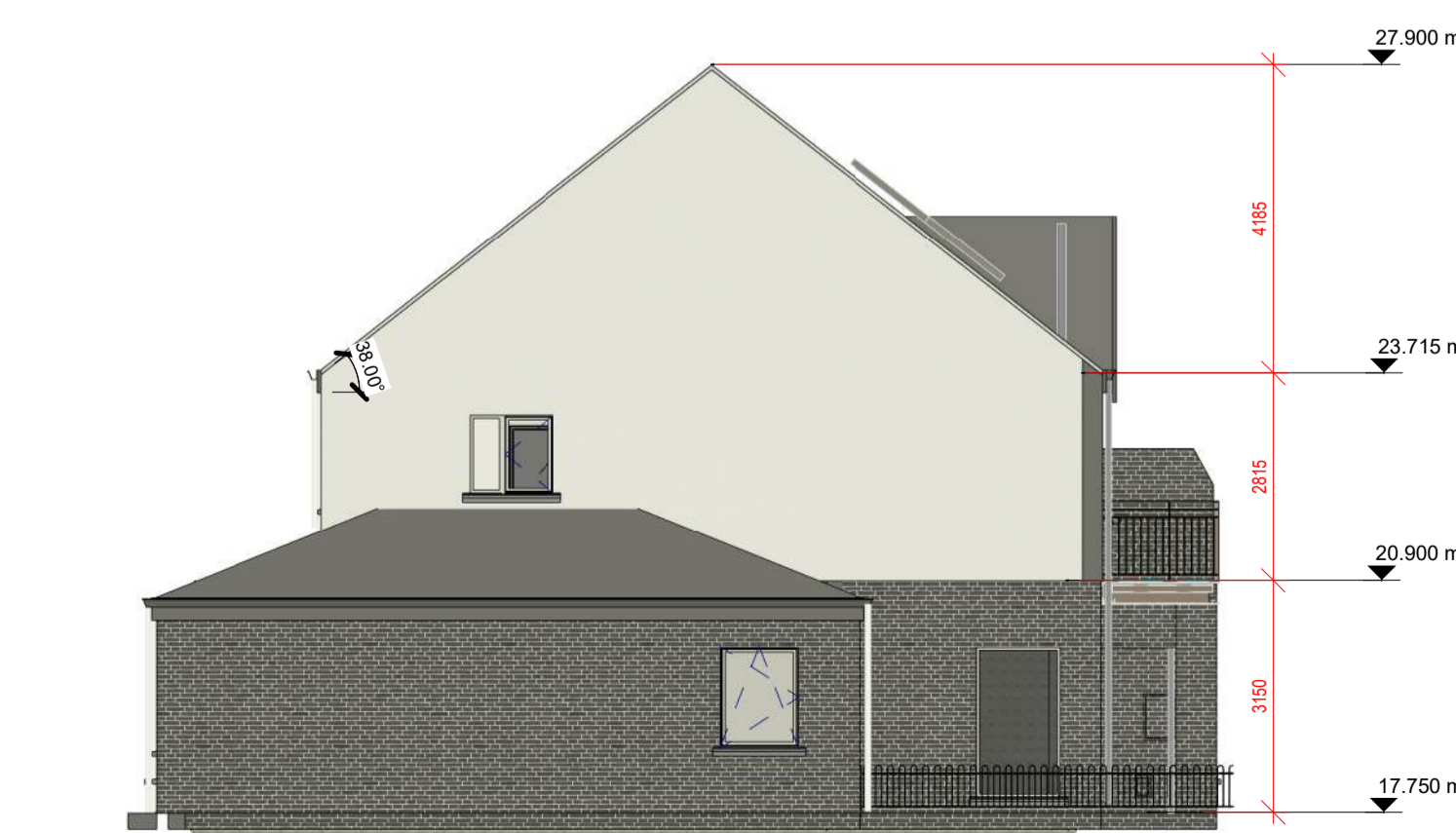
Ground Floor Plan 1 : 100




Ground Floor Plan 1 : 100



Section 1 - House Type 9  
1 : 100



Section 1 - House Type 9  
1 : 100

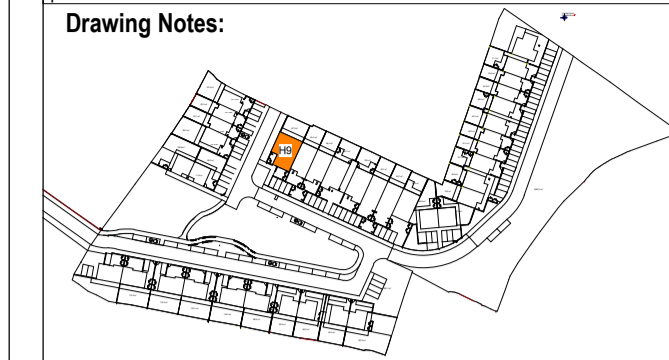


3D View - House Type 09, Planning

Level	Area
Ground Floor	116.79 m <sup>2</sup>
First Floor	64.77 m <sup>2</sup>
Grand Total:	181.56 m <sup>2</sup>

House Type 9 - Area Schedule

**Notes:**  
 - Do not scale from this drawing. Use figured dimensions in all cases.  
 - Verify dimensions on site and report any discrepancies to the Architect immediately.  
 - This drawing is to be read in conjunction with the Architect's Specification.  
 - © This drawing is copyright and may only be reproduced with the Architect's permission.



House Type: Key Plan

Unit Types_09		
Unit Type	Quantity	People per Unit
Unit_09 (1bed over 3)	1	7
Duplex		


Rooms_HT_09_Unit 01	
Room Type	Area
HT09_Unit_01	
Kitchen/Liv/Dining	34.9 m <sup>2</sup>
Bedroom 01	13.0 m <sup>2</sup>
Bedroom 03	7.4 m <sup>2</sup>
Bedroom 02	13.6 m <sup>2</sup>
Utility/Store	2.3 m <sup>2</sup>
Bathroom	7.8 m <sup>2</sup>
Plantroom	1.9 m <sup>2</sup>
Store	3.5 m <sup>2</sup>
Hall + Entry	16.9 m <sup>2</sup>
Store	1.1 m <sup>2</sup>
Store	1.9 m <sup>2</sup>
<b>Total</b>	<b>104.4 m<sup>2</sup></b>

Rooms_HT_09_Unit 02	
Room Type	Area
HT09_Unit_02	
Entry + Stair	5.0 m <sup>2</sup>
Kitchen/Liv/Dining	27.9 m <sup>2</sup>
Bedroom 01	14.7 m <sup>2</sup>
Bathroom	4.6 m <sup>2</sup>
Utility/Store	2.1 m <sup>2</sup>
Store	2.2 m <sup>2</sup>
Plant	1.0 m <sup>2</sup>
Corridor	8.4 m <sup>2</sup>
<b>Total</b>	<b>65.9 m<sup>2</sup></b>

**GENERAL NOTES**  
 Selected dark brick with light mortar and through colour render to the external leaf.  
 External doors with high security impact resistant timber hall doors to EN 1627 and level access threshold.

**Windows**  
 Alu-clad triple glazed windows CE-marked and resistance tested to wind load as well as wind and water tightness. U-value maximum of 0.8 U. The window construction is tested for burglary protection. Secured by Design, Part Q-compliant. The design creates a stylish overall architectural expression, for new-build or refurbishment projects. Impact resistant timber hall doors to EN 1627 and level access threshold to approved colour. Obscure windows to bathrooms.

**Roof**  
 Anthracite roof slates fixed to timber battens on vapour permeable roofing underlay, on timber / steel roof structure to a suitable roof pitch timber / steel roof structure to a suitable roof pitch manufactured in compliance with E.N. 490:2005. Low pitch roofs or canopies to be either Single ply membrane or select pressed metal roofing with standing seams. Rainwater goods, downpipes etc. to be Aluminium Alloy or Hydrocoat Polyester 100-Coated Aluminium Alloy rainwater down pipes



Rev.	Date	Drawn	Details of Issue / Revision
P2-S2	28/02/24	P.O.D.	Issued to SCC
P2-S1	23/02/24	P.O.D.	Issued to SCC
P1-S1	03/11/23	M.D.	Site Plan issued for Planning Review Draft

**Issues & Revisions**

Dartry Mills,  
 Dartry Road  
 Dublin 6,  
 D06 Y0E3  
 T: +353 (0)1 498 7000  
 W: www.reddyarchitecture.com  
 E: info@reddyarchitecture.com

Client Details:  
**Sligo County Council**

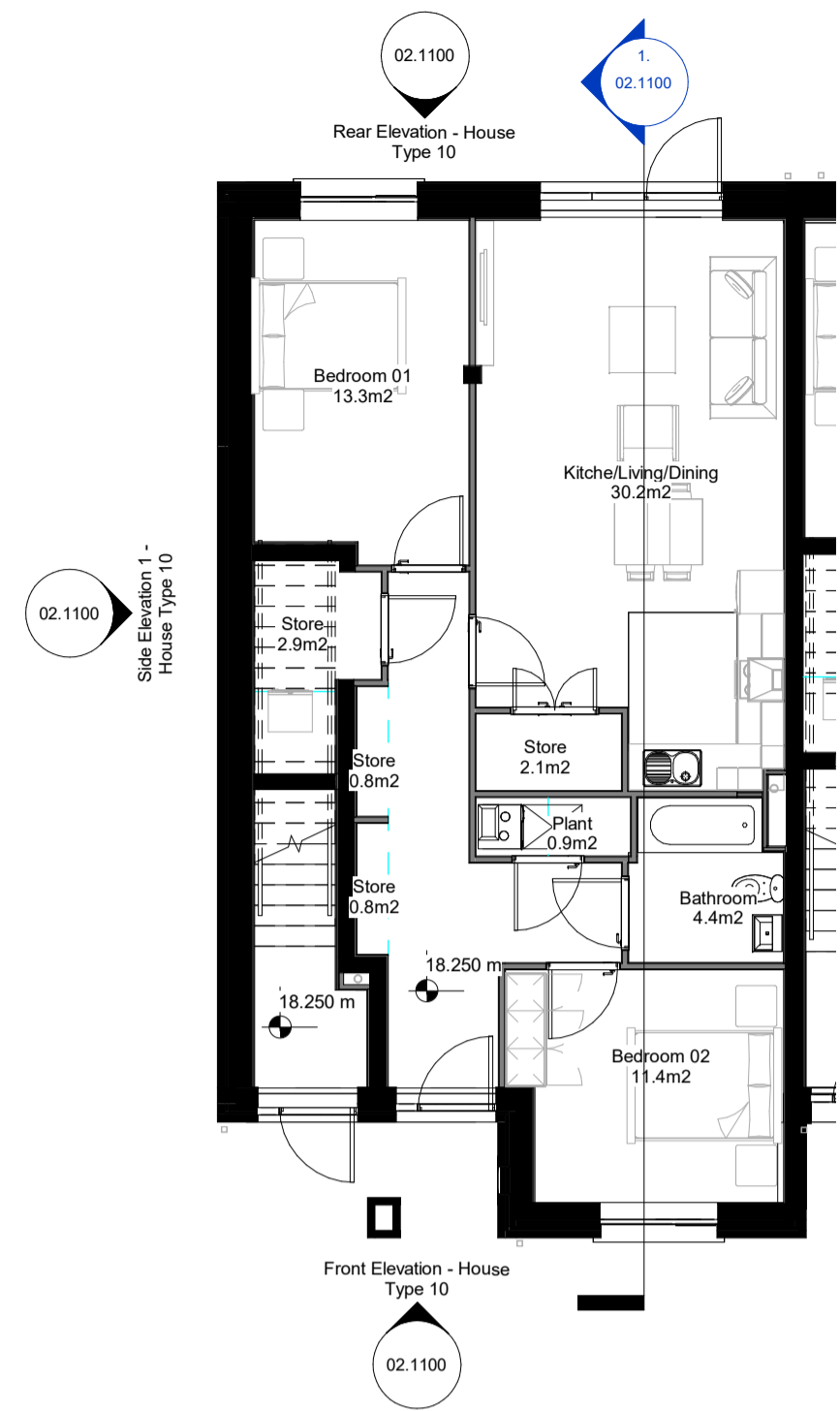
Project Details:  
**51 Unit Housing Scheme at Carrowbunnaun Td Carrowbunnaun Strandhill Co. Sligo**

Drawing Title:  
**Typical, General Arrangement (GA)\_House type 9**

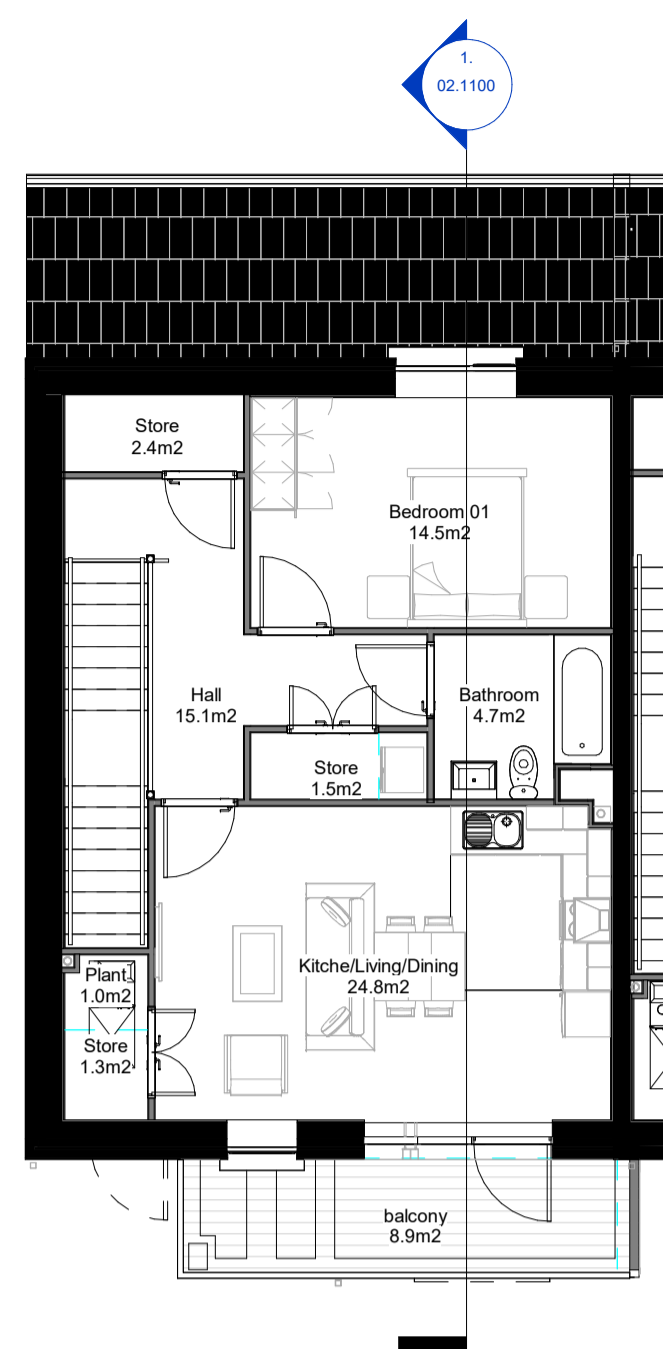
Job No.	Sheet Size	Scale @A1:
<b>P22-259D</b>	<b>A1_Landscape</b>	<b>As indicated</b>
Issue Date:	Drawn By:	Reviewed By:
<b>03/11/23</b>	<b>A.B</b>	<b>M.D</b>

Status	Purpose of Issue
<b>P2</b>	<b>Planning Permission - Section 179A</b>
Project - System - Spatial Zone - Level - Type - Originator - Role - Number	
<b>SHS CW-02-H9-ZZZ-DR-RAU-AR-1090</b>	<b>P2-S2</b>






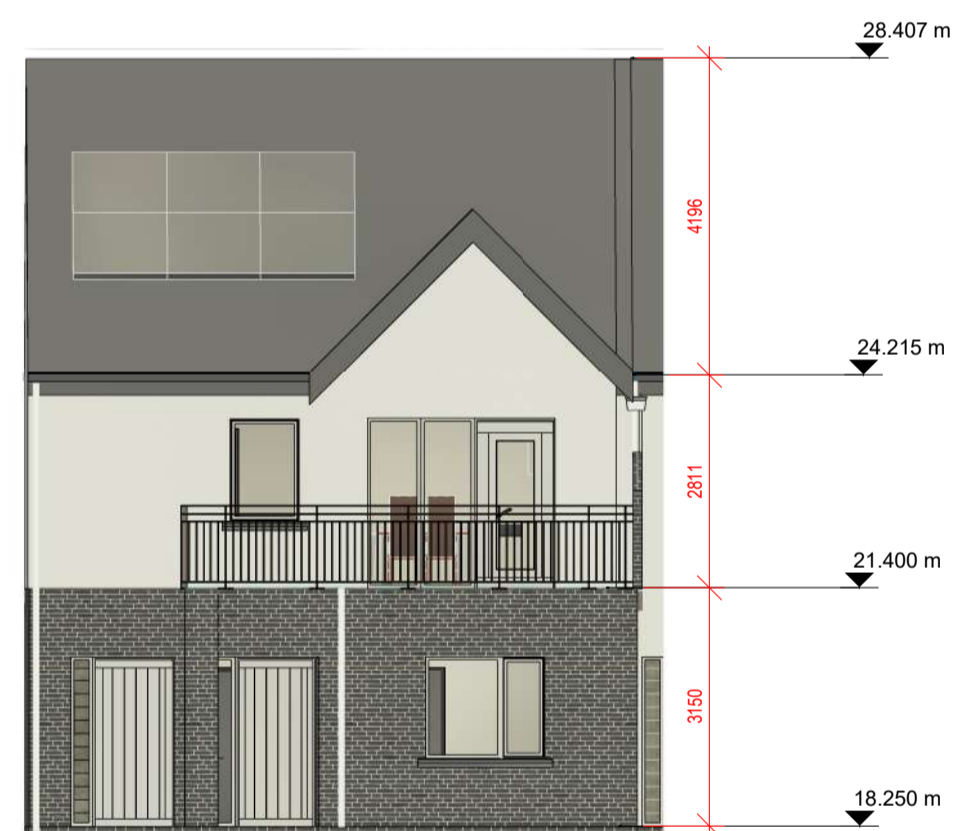
Rear Elevation - House Type 10  
1 : 100



Ground Floor Plan  
1 : 100



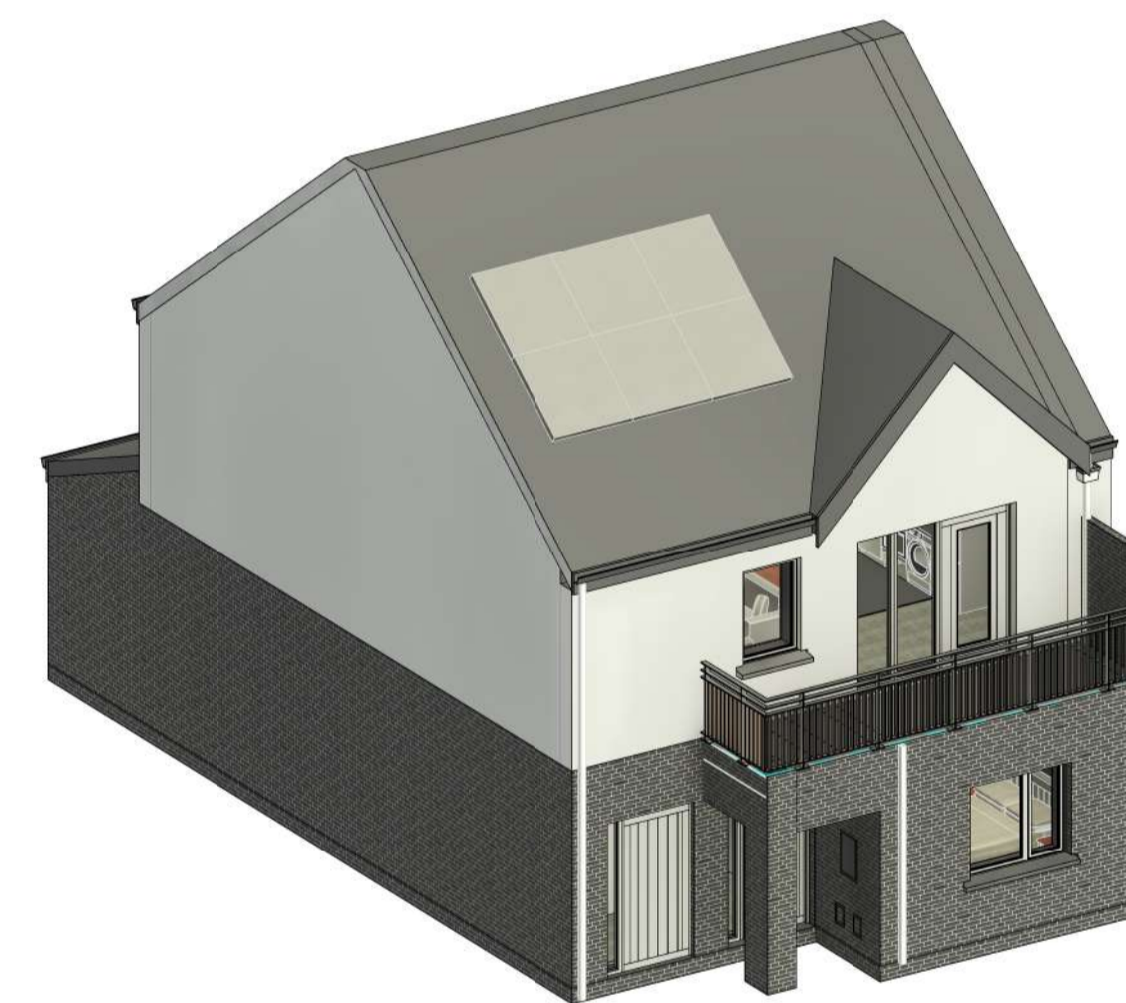
Roof Plan  
1 : 100



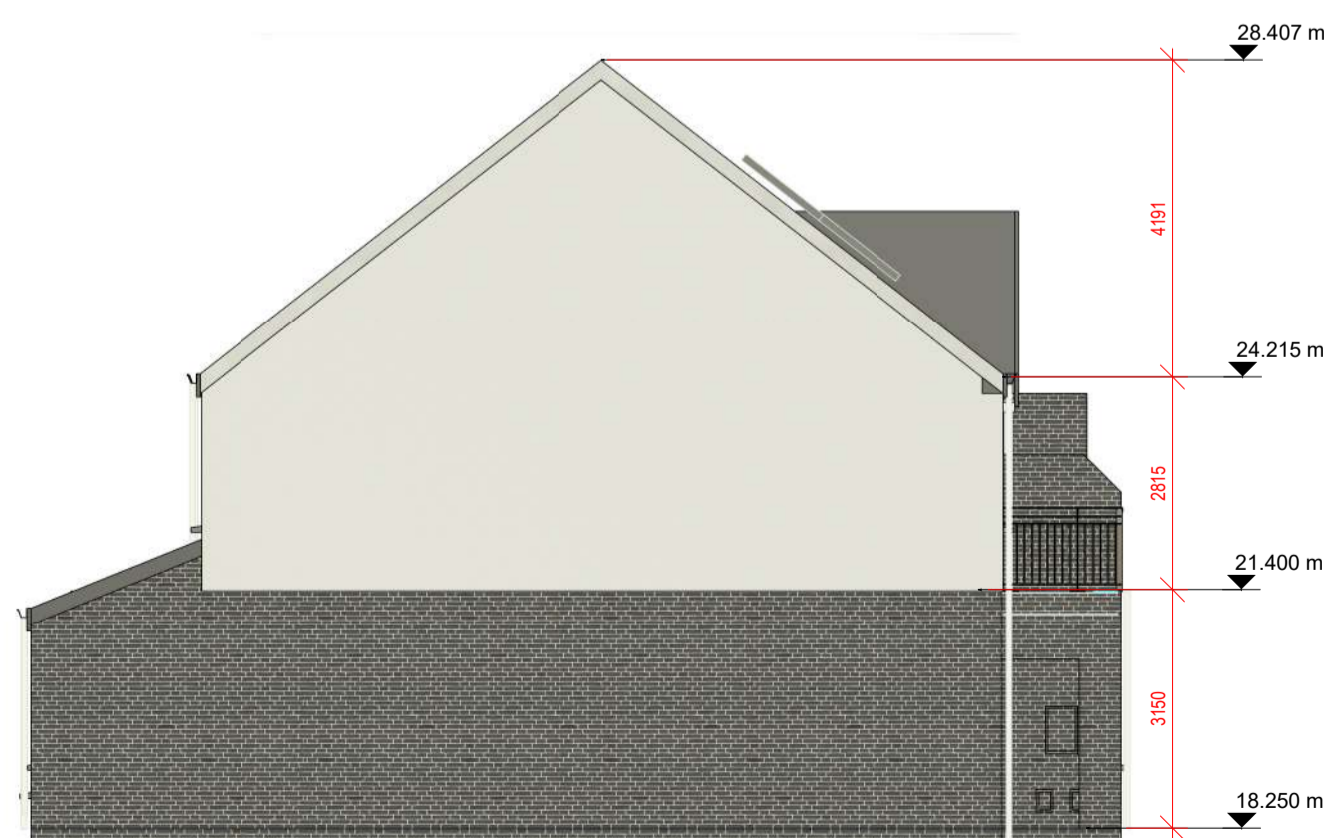
Front Elevation - House Type 10  
1 : 100



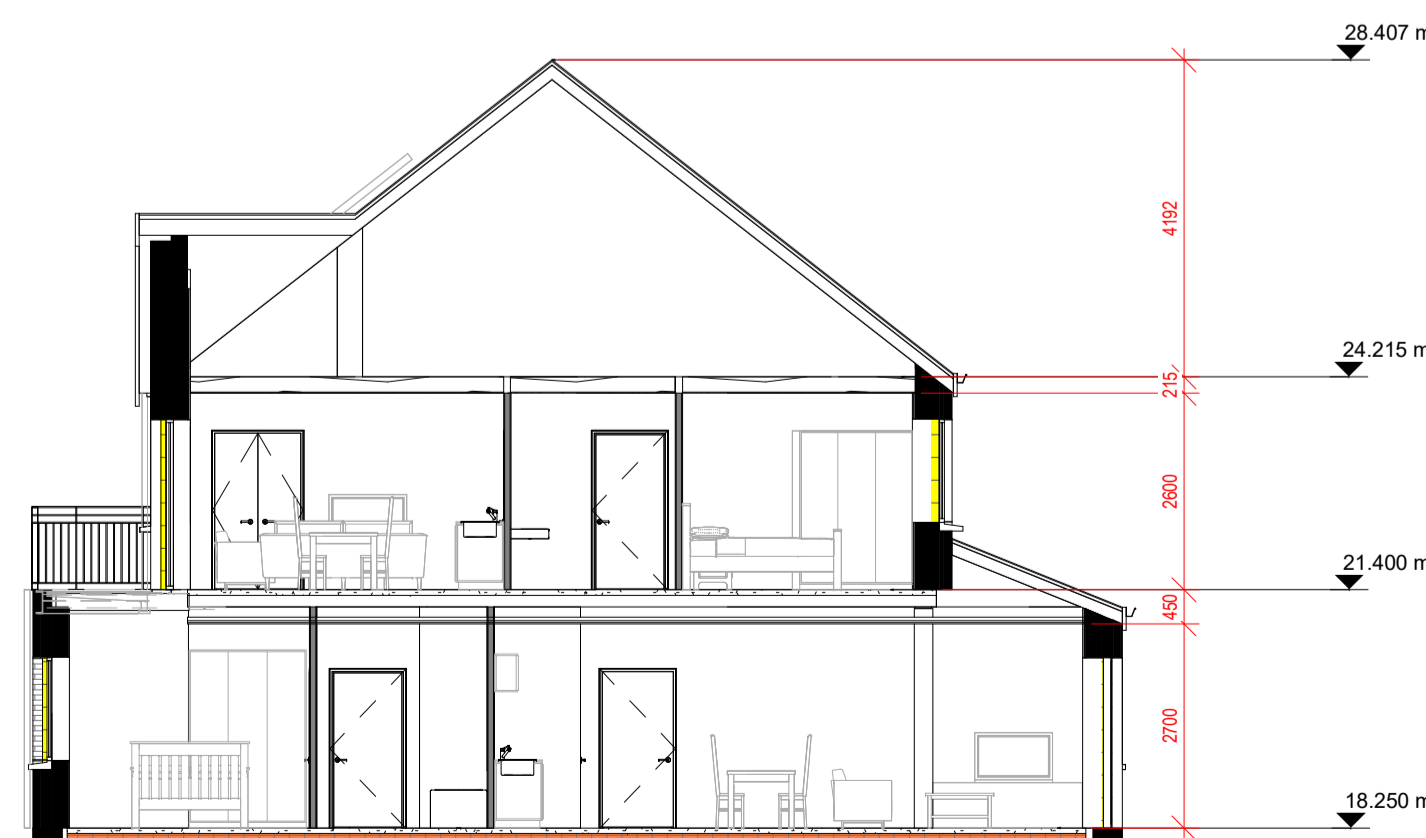
Rear Elevation - House Type 10  
1 : 100



3D View - House Type 10, Planning

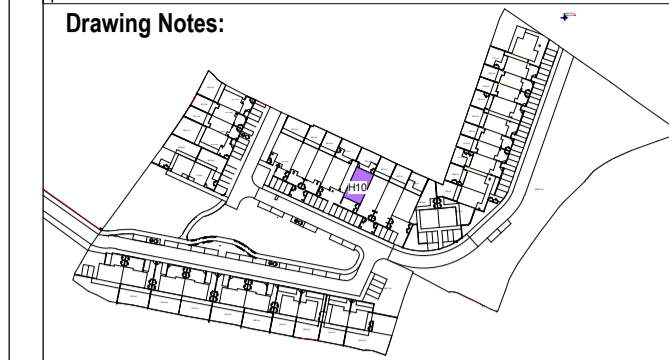


Side Elevation 1  
1 : 100



Section 1 - House Type 10  
1 : 100

**Notes:**  
 - Do not scale from this drawing. Use figured dimensions in all cases.  
 - Verify dimensions on site and report any discrepancies to the Architect immediately.  
 - This drawing is to be read in conjunction with the Architect's Specification.  
 - © This drawing is copyright and may only be reproduced with the Architect's permission.



House Type: Key Plan

Unit Types_10		
Unit Type	Quantity	People per Unit
Unit_10 (1bed over 2)	1	6
Duplex		

Rooms_HT_10_Unit 01	
Room Type	Area
HT10_Unit_01	
Bathroom	4.4 m²
Store	0.8 m²
Kitchen/Living/Dining	30.2 m²
Bedroom 02	11.4 m²
Bedroom 01	13.3 m²
Store	0.8 m²
Store	0.8 m²
Store	2.9 m²
Store	2.1 m²
Plant	0.9 m²
Hall	11.2 m²
Utility	1.2 m²
	80.0 m²

Rooms_HT_10_Unit 02	
Room Type	Area
HT10_Unit_02	
Kitchen/Living/Dining	24.8 m²
Store	1.3 m²
Hall	15.1 m²
Bedroom 01	14.5 m²
balcony	8.9 m²
Store	2.4 m²
Entry + Stair	5.0 m²
Plant	1.0 m²
Store	1.5 m²
Bathroom	4.7 m²
Utility	0.6 m²
	79.8 m²

House Type 10 - Area Schedule	
Level	Area
Ground Floor	91.09 m²
First Floor	64.58 m²
<b>Grand Total:</b>	<b>155.67 m²</b>

**GENERAL NOTES**  
 Selected dark brick with light mortar and through colour render to the external leaf.  
 External doors with high security impact resistant timber hall doors to EN 1627 and level access threshold.

**Windows**  
 Alu-clad triple glazed windows CE-marked and resistance tested to wind load as well as wind and water tightness. U-value maximum of 0.8 U. The window construction is tested for burglary protection. Secured by Design, Part Q-compliant. The design creates a stylish overall architectural expression, for new-build or refurbishment projects. Impact resistant timber hall doors to EN 1627 and level access threshold to approved colour. Obscure windows to bathrooms.

**Roof**  
 Anthracite roof slates fixed to timber battens on vapour permeable roofing underlay, on timber / steel roof structure to a suitable roof pitch timber / steel roof structure to a suitable roof pitch manufactured in compliance with E.N. 490:2005. Low pitch roofs or canopies to be either Single ply membrane or select pressed metal roofing with standing seams. Rainwater goods, downpipes etc. to be Aluminium Alloy or Hydrocoat Polyester 100-Coated Aluminium Alloy rainwater down pipes



Rev.	Date	Drawn	Details of Issue / Revision
Issues & Revisions			

**reddyQ+U**  
 Dartry Mills,  
 Dartry Road  
 Dublin 6,  
 D06 Y0E3  
 T: +353 (0)1 498 7000  
 W: www.reddyarchitecture.com  
 E: info@reddyarchitecture.com

Client Details:  
**Sligo County Council**

Project Details:  
**51 Unit Housing Scheme at Carrowbunnaun Td Carrowbunnaun Strandhill Co. Sligo**

Drawing Title:  
**Typical, General Arrangement (GA)\_House type 10**

Job No. <b>P22-259D</b>	Sheet Size: <b>A1_Landscape</b>	Scale @A1: <b>As indicated</b>
Issue Date: <b>03/11/23</b>	Drawn By: <b>A.B</b>	Reviewed By: <b>M.D</b>

Status	Purpose of Issue
<b>P2</b>	<b>Planning Permission - Section 179A</b>

Project - System - Spatial Zone - Level - Type - Originator - Role - Number | Revision  
**SHS CW-02-H10-ZZZ-DR-RAU-AR-1100** | **P2-S2**