



**Notes:**  
 - Do not scale from this drawing. Use figured dimensions in all cases.  
 - Verify dimensions on site and report any discrepancies to the Architect immediately.  
 - This drawing is to be read in conjunction with the Architect's Specification.  
 - © This drawing is copyright and may only be reproduced with the Architect's permission.

**Drawing Notes:**



- 1 Bed
- 1 Bed Duplex
- 1 Bed Duplex UD+
- 1 Bed Duplex UD++
- 2 Bed Duplex
- 2 Bed Duplex UD+
- 3 Bed House
- 4 Bed House
- 5 Bed House
- Garden Area

Site Boundary Line

P2	10.01.24	JB	Planning Issue
P1	15.11.23	JB	Stage 2 Issue
Rev.	Date	Drawn	Details of Issue / Revision

Issues & Revisions

Dartry Mills,  
 Dartry Road  
 Dublin 6,  
 D06 Y0E3  
 T: +353 (0)1 498 7000  
 W: www.reddyarchitecture.com  
 E: info@reddyarchitecture.com

**Client Details:**  
 Sligo County Council

**Project Details:**  
 39 Number Social Housing units at Camross and Carrownanty, Ballymote, Co.Sligo

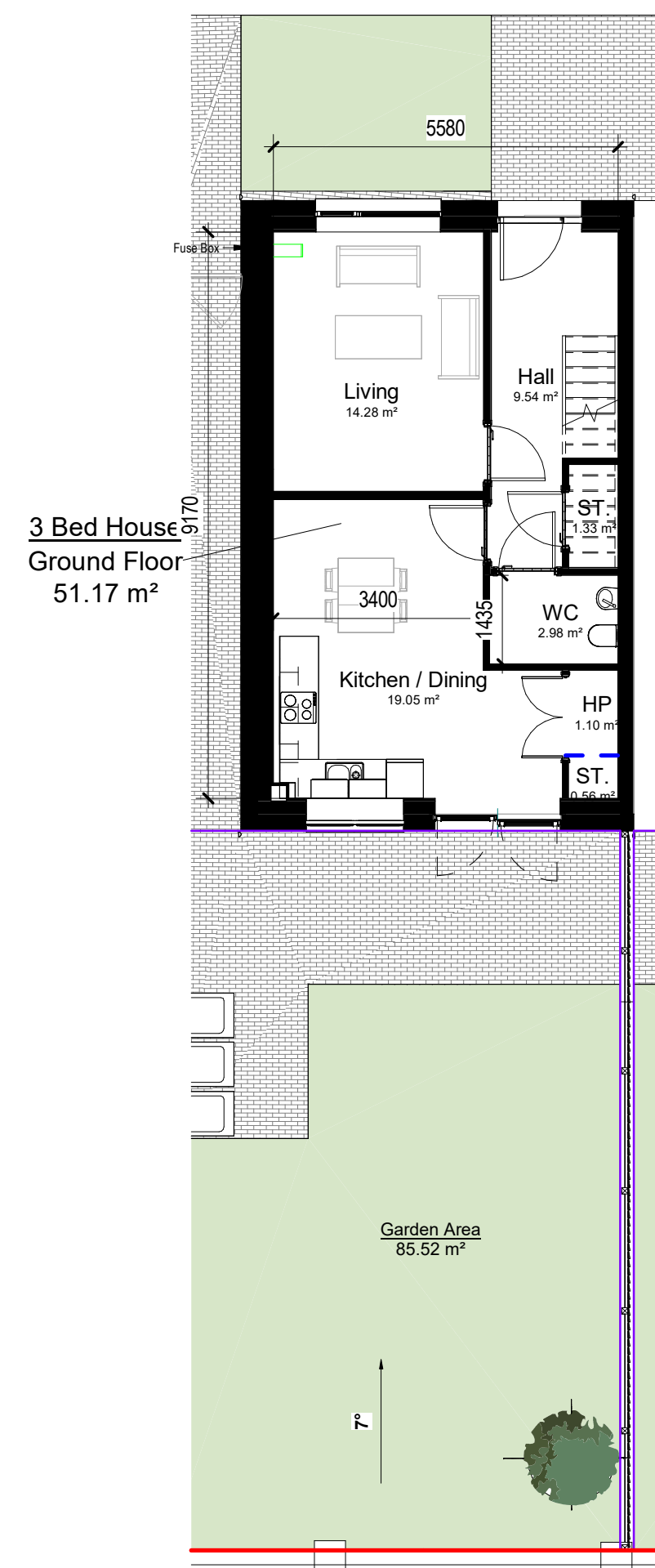
**Drawing Title:**  
 Site Ground Floor Plan

Job No.	Sheet Size	Scale @A1:
P23-188D	A1_Landscape	1 : 200
Issue Date:	Drawn By:	Reviewed By:
11/01/24	JB	LW

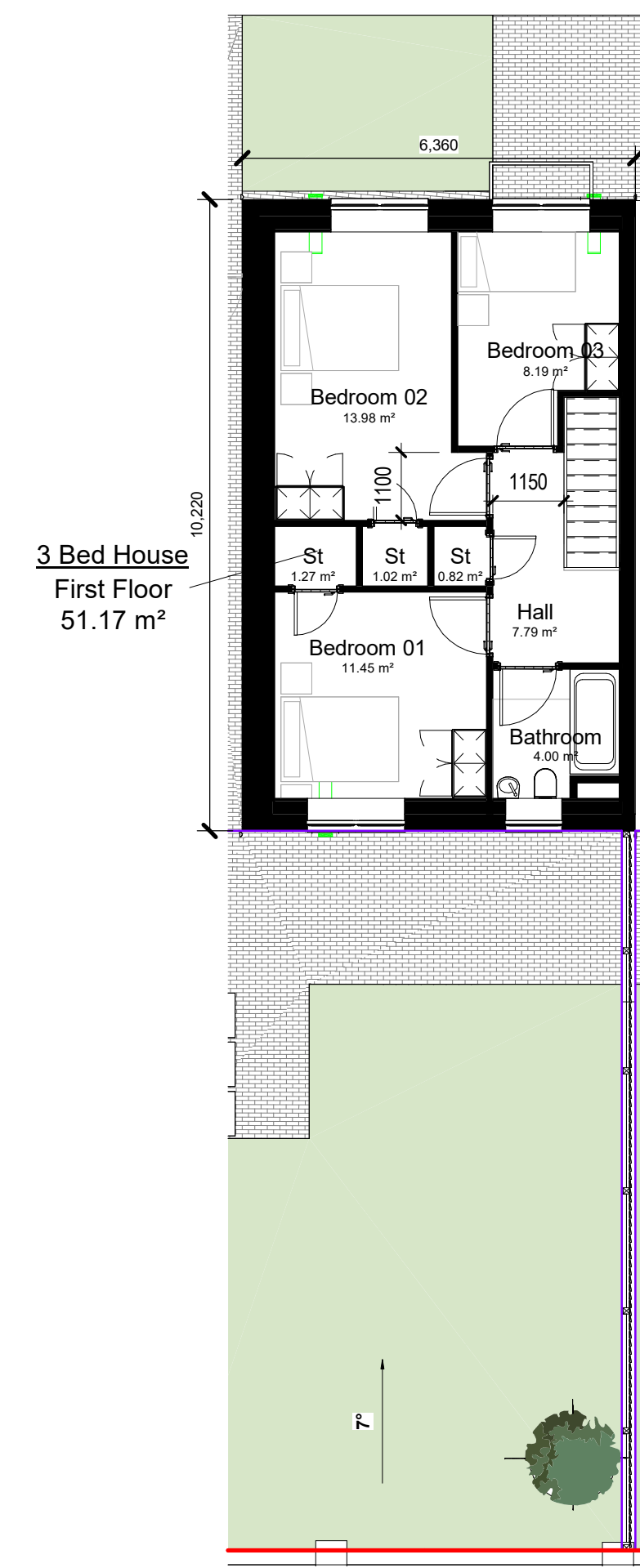
Status: Purpose of Issue  
 Section 179A Application

Project - System - Spatial Zone - Level - Type - Originator - Role - Number	Revision
23118-02-01-L00-DR-RAU-AR-0002	P2

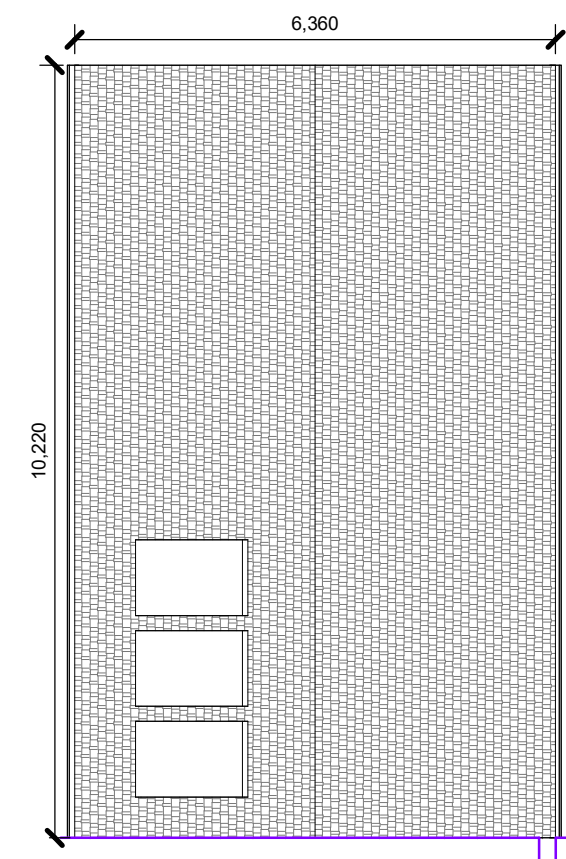




3 Bed - Ground Floor Plan  
1 : 100



3 Bed - First Floor Plan  
1 : 100



3 Bed - Roof Plan  
1 : 100

### 3 Bed House - Area Schedule

Comments	Area	Number
First Floor	51.2 m <sup>2</sup>	3 Bed House - H3
Ground Floor	51.2 m <sup>2</sup>	3 Bed House - H3
Grand total: 2	102.3 m <sup>2</sup>	

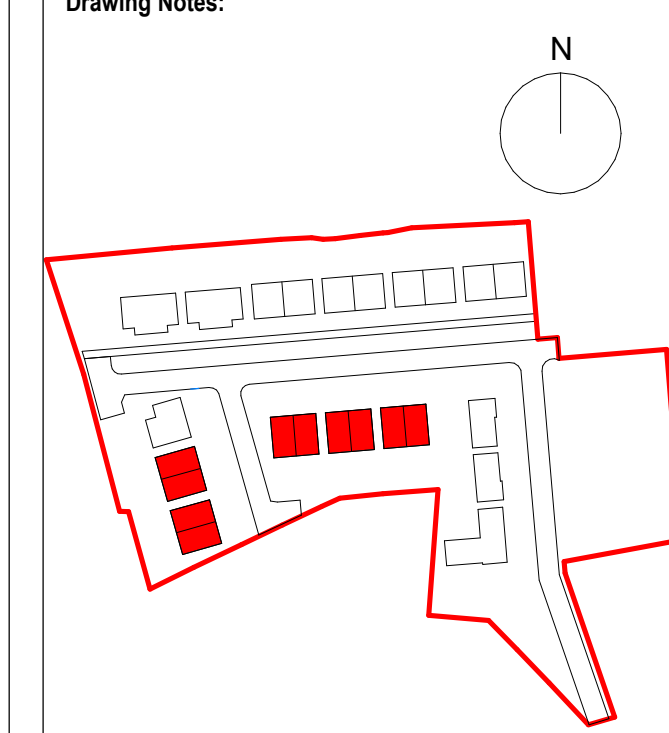
### 3 Bed House - Room Schedule

Level	Room Type	Area
Not Placed	St	Not Placed
00 FLOOR_H3	Kitchen / Dining	19.0 m <sup>2</sup>
00 FLOOR_H3	Living	14.3 m <sup>2</sup>
00 FLOOR_H3	Hall	9.5 m <sup>2</sup>
00 FLOOR_H3	WC	3.0 m <sup>2</sup>
00 FLOOR_H3	HP	1.1 m <sup>2</sup>
00 FLOOR_H3	ST.	1.3 m <sup>2</sup>
00 FLOOR_H3	ST.	0.6 m <sup>2</sup>
00 FLOOR_H3	ST.	48.6 m <sup>2</sup>
01 FIRST FLOOR_H3	Bedroom 01	11.5 m <sup>2</sup>
01 FIRST FLOOR_H3	Bathroom	4.0 m <sup>2</sup>
01 FIRST FLOOR_H3	St	0.8 m <sup>2</sup>
01 FIRST FLOOR_H3	Bedroom 03	8.2 m <sup>2</sup>
01 FIRST FLOOR_H3	Bedroom 02	14.0 m <sup>2</sup>
01 FIRST FLOOR_H3	Hall	7.8 m <sup>2</sup>
01 FIRST FLOOR_H3	St	1.0 m <sup>2</sup>
01 FIRST FLOOR_H3	St	1.3 m <sup>2</sup>
01 FIRST FLOOR_H3	St	48.5 m <sup>2</sup>
Grand total: 10		97.4 m <sup>2</sup>

### 3 Bed House Type Quantity

Name
3 Bed House Type
3 Bed House Type
3 Bed House Type
3 Bed House Type
3 Bed House Type
3 Bed House Type
3 Bed House Type
3 Bed House Type
3 Bed House Type
3 Bed House Type
3 Bed House Type
Grand total: 10

**Notes:**  
 - Do not scale from this drawing. Use figured dimensions in all cases.  
 - Verify dimensions on site and report any discrepancies to the Architect immediately.  
 - This drawing is to be read in conjunction with the Architect's Specification.  
 - © This drawing is copyright and may only be reproduced with the Architect's permission.



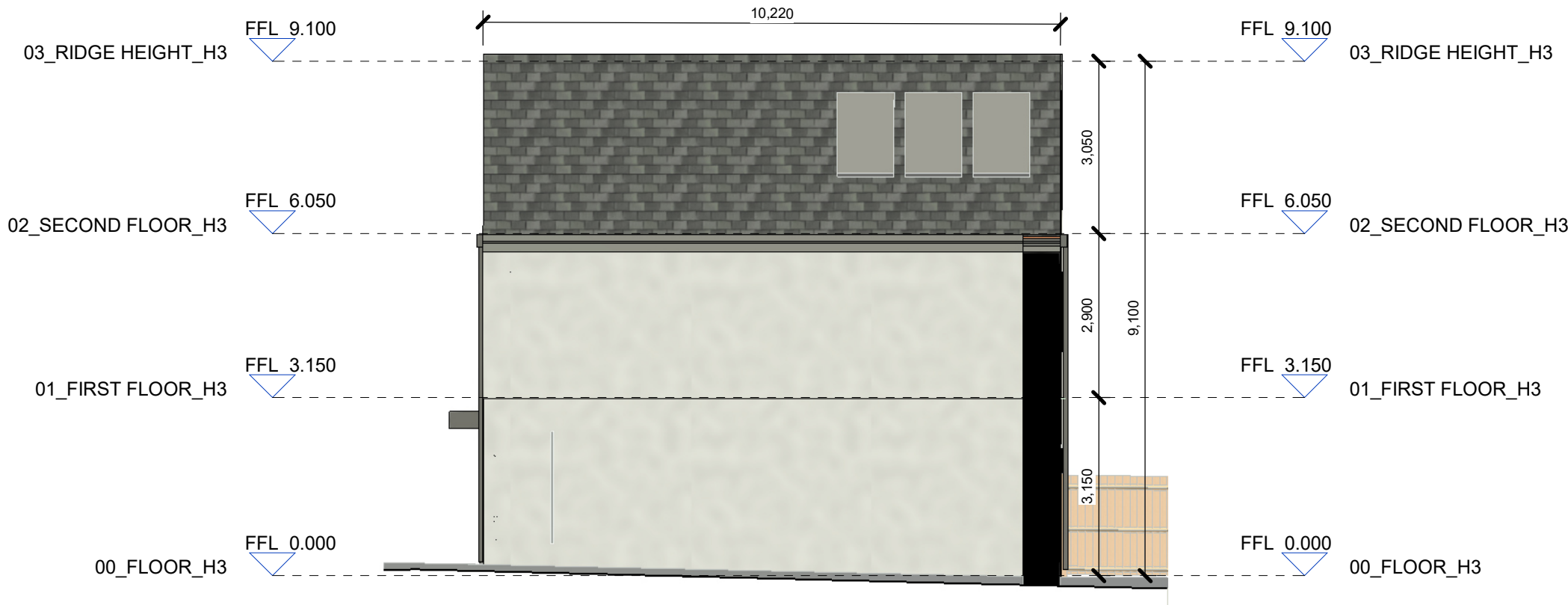

**GENERAL NOTES**  
 Selected brick buff brick with light mortar  
 3mm pebble dash finish to external leaf of blockwork, paint then applied.  
 External doors with high security impact resistant timber hall doors to EN 1627 and level access threshold.

**Windows**  
 Aluminium triple glazed windows CE-marked and resistance tested to wind load as well as wind and water tightness. U-value maximum of 0.8 U. The window construction is tested for burglary protection. Secured by Design, Part Q-compliant. The design, creates a stylish overall architectural expression, for new-build or refurbishment projects.  
 Impact resistant timber hall doors to EN 1627 and level access threshold to approved colour.  
 Obscure windows to bathrooms and where overlooking adjoining amenity spaces as indicated on elevation drawings.

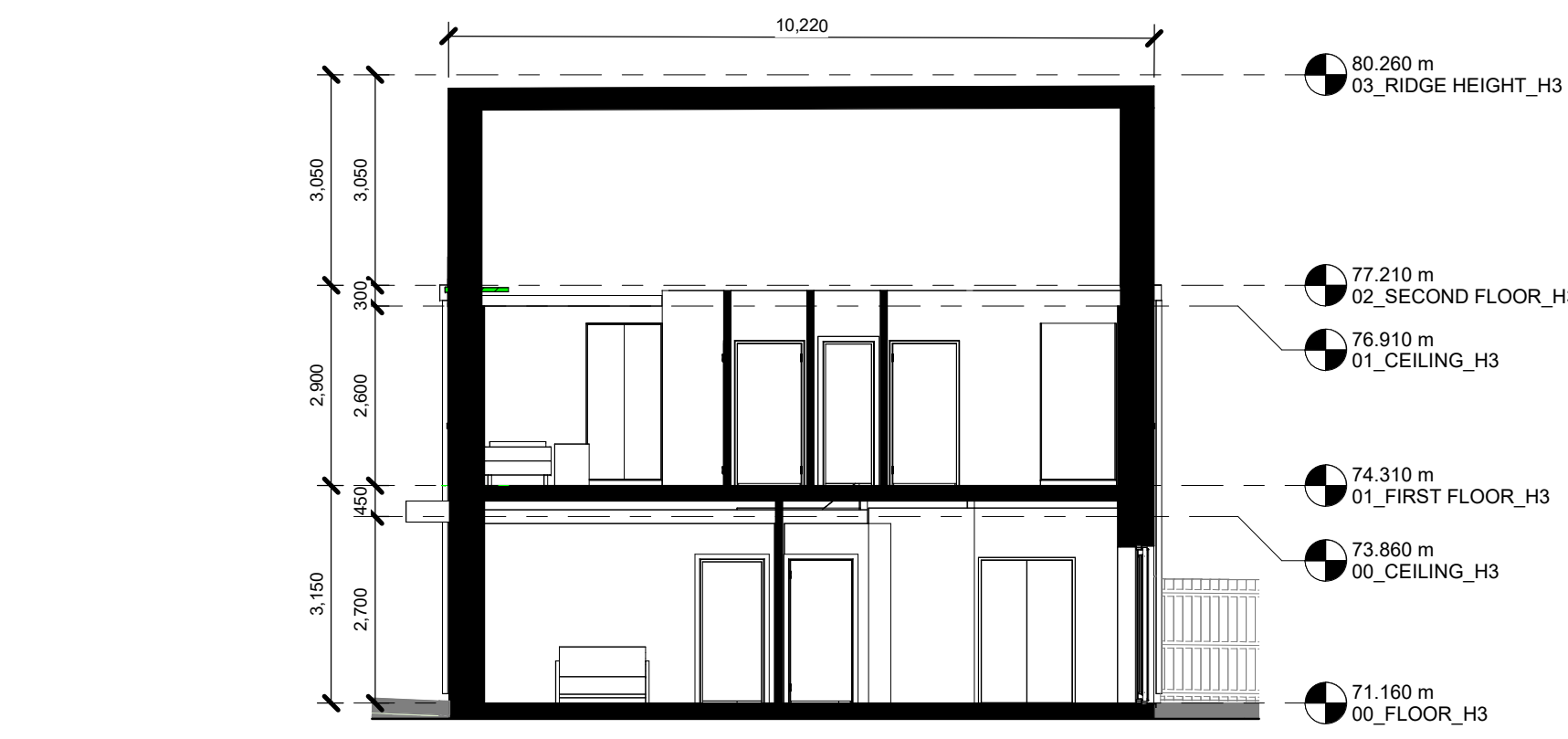
**Roof**  
 Anthracite roof slates fixed to timber battens on vapour permeable roofing underlay, on timber / steel roof structure to a suitable roof pitch timber / steel roof structure to a suitable roof pitch manufactured in compliance with E.N. 490:2005. Low pitch roofs or canopies to be either Single ply membrane or select pressed metal roofing with standing seams. Rainwater goods, downpipes etc. to be Aluminium Alloy or Hydrocoat Polyester 100-Coated Aluminium Alloy rainwater down pipes.

Ballustrades to be painted mild steel uprights.

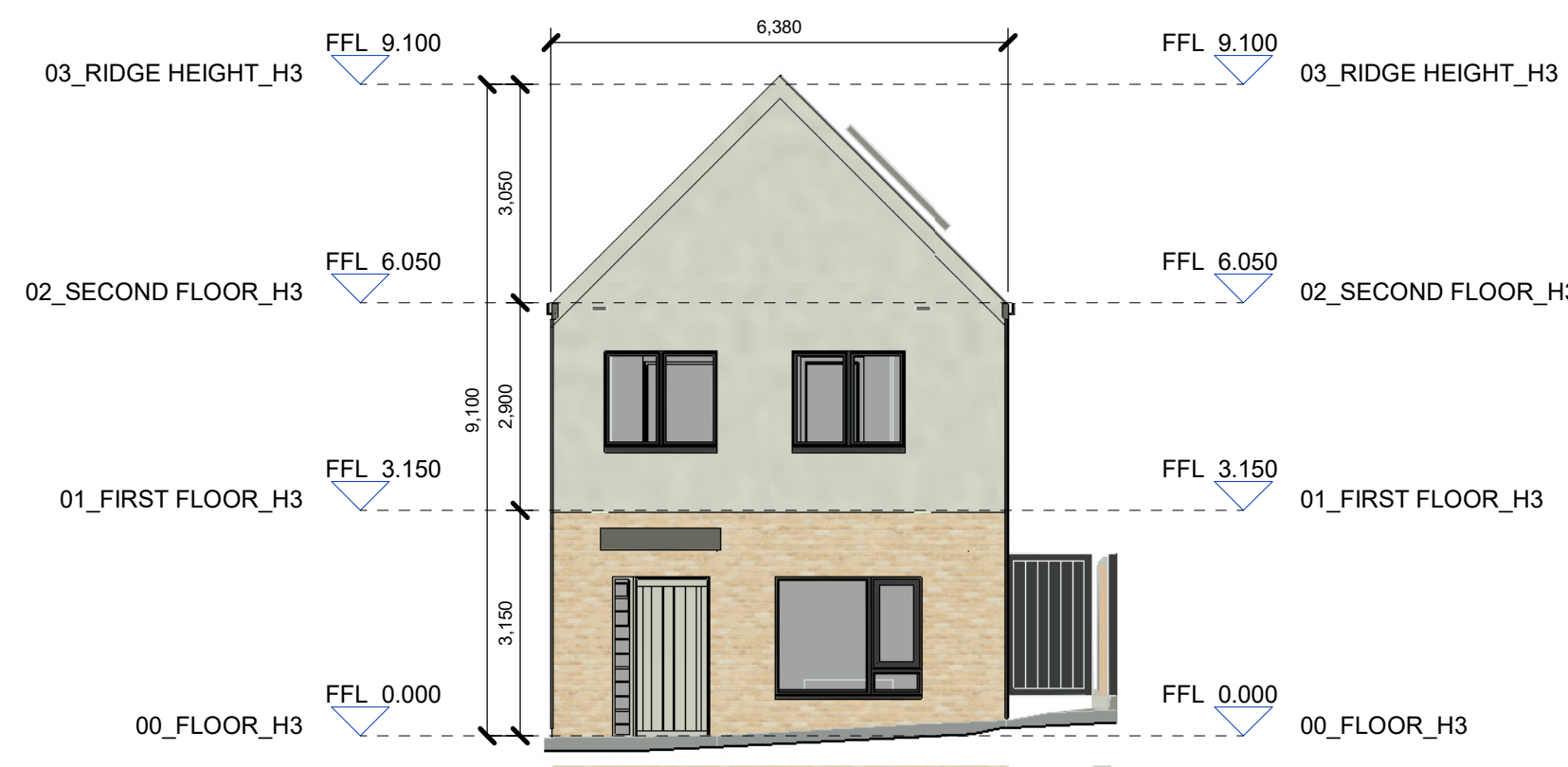
Unit Orientation Varies. Refer to dwg ref ref.:  
 23118-02-011-00-DR-RAU-AR-0002 for individual unit orientation.



3 Bed House - Side Elevation  
1 : 100



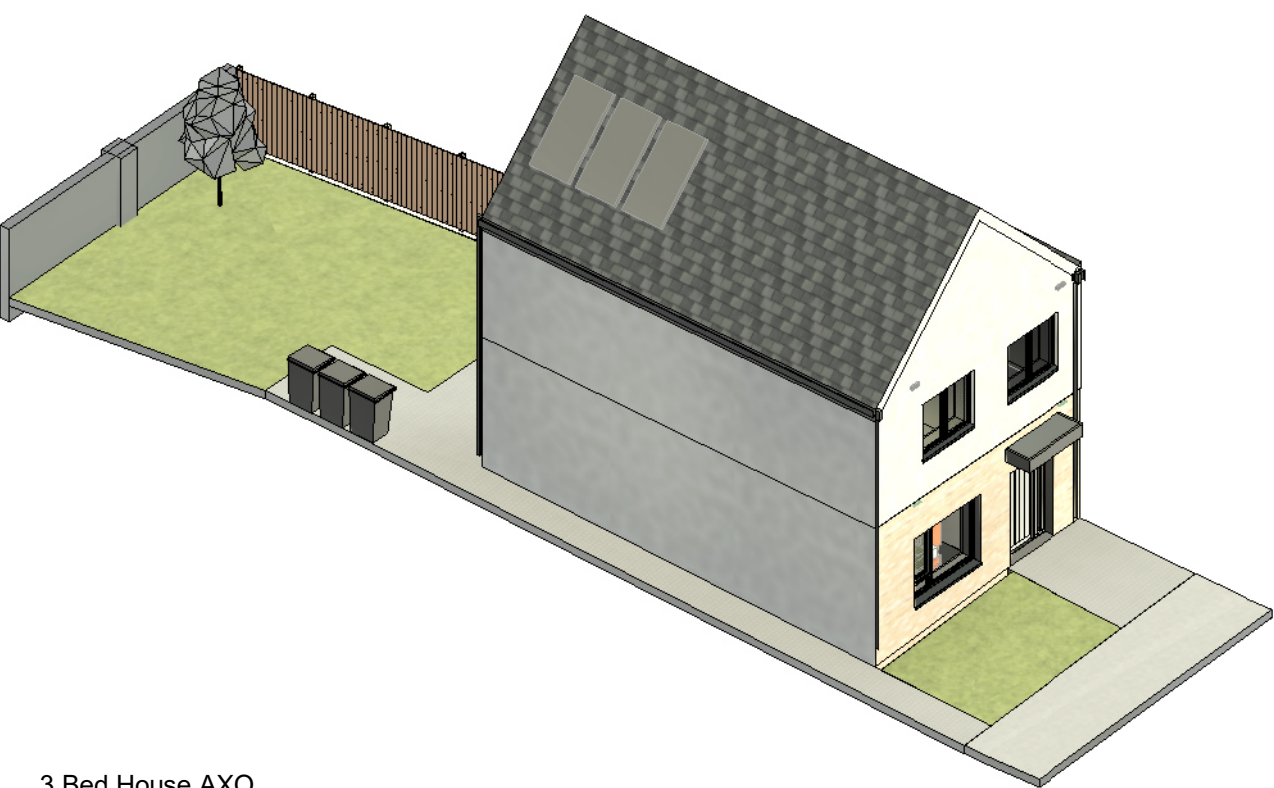
3 Bed House - Section 1  
1 : 100



3 Bed House - Front Elevation  
1 : 100



3 Bed House - Back Elevation  
1 : 100



3 Bed House AXO

Rev.	Date	Dwn	Details of Issue / Revision
P2	10.01.24	JB	Planning Issue
P1	15.11.23	JB	Stage 2 Issue

**Issues & Revisions**

Darity Mills,  
 Darity Road,  
 Dublin 6,  
 D06 Y0E3  
 T: +353 (0)1 498 7000  
 W: www.reddyarchitecture.com  
 E: info@reddyarchitecture.com

**Sligo County Council**

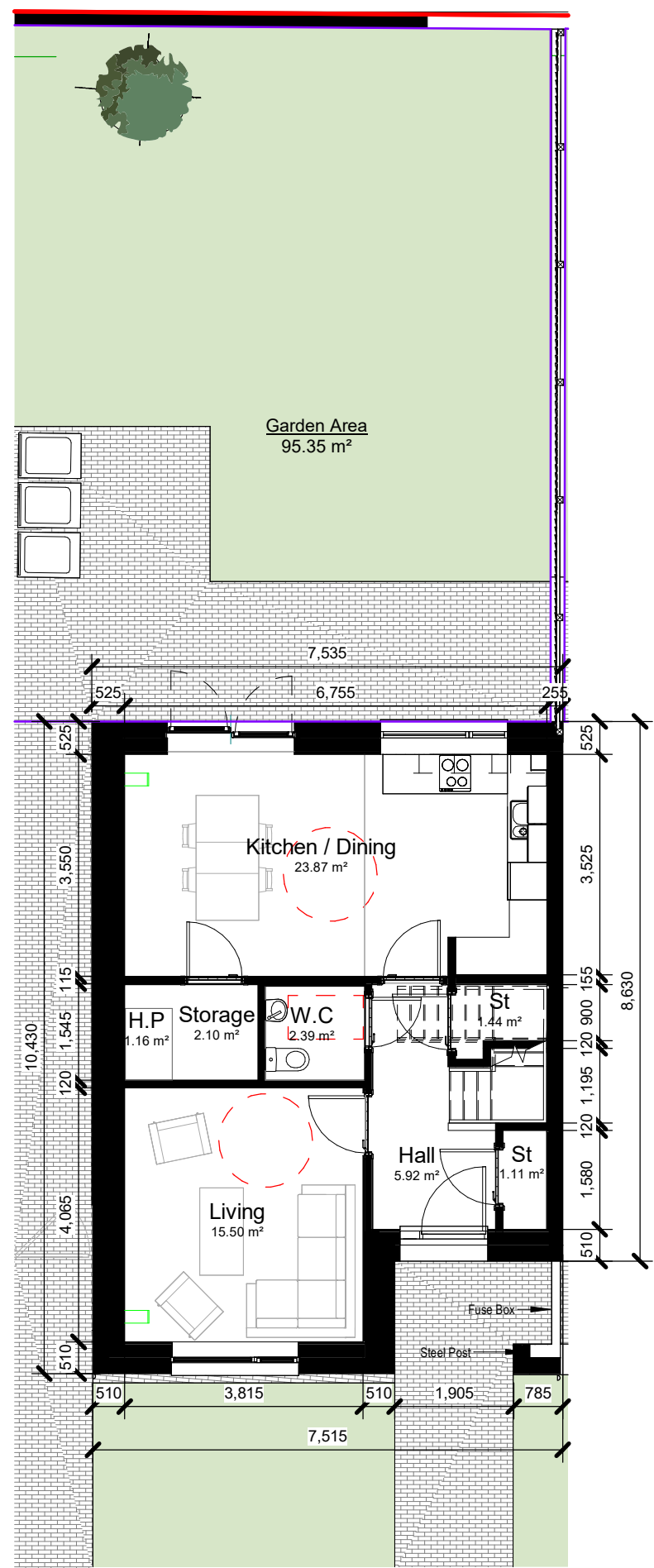
**Project Details:**  
 39 Number Social Housing units at Camross and Carrowanthy, Ballymote, Co.Sligo

**Drawing Title:**  
 3 Bed House H3 - Plans - Sections - Elevations

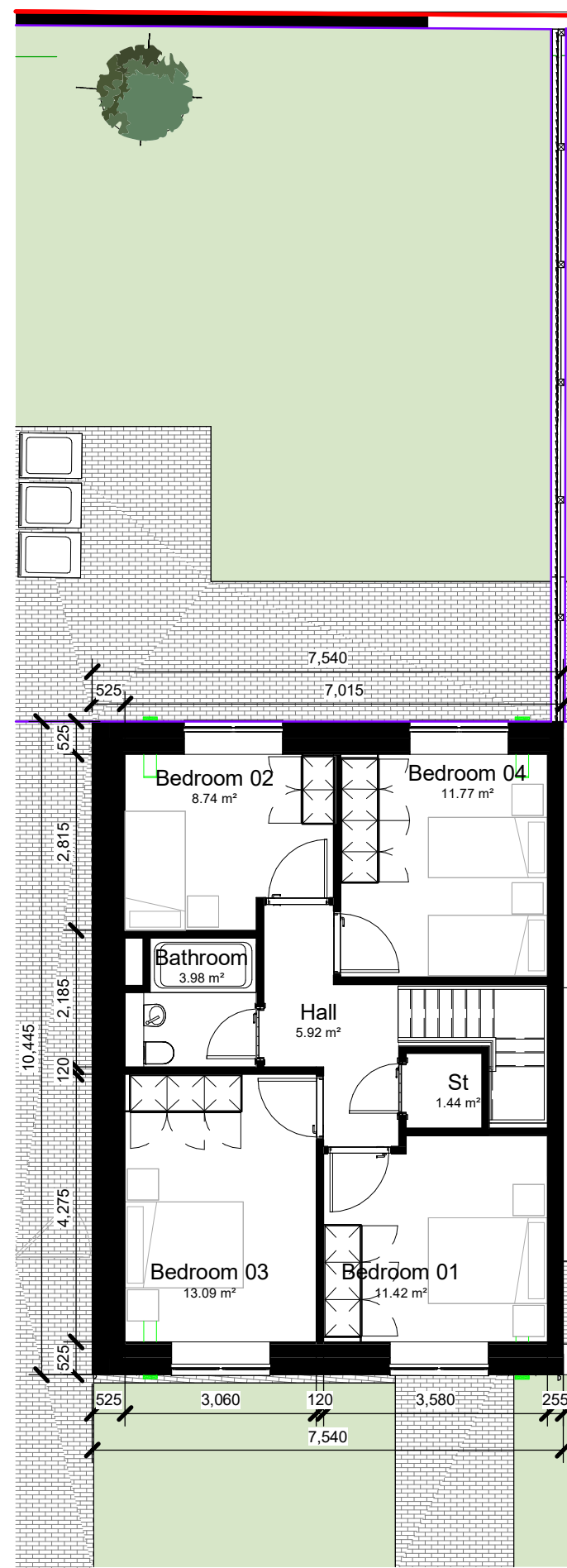
Job No.	Sheet Size:	Scale @A1:
P23-188D	A1_Landscape	As indicated
Issue Date:	Drawn By:	Reviewed By:
11/01/24	JB	LW

Status	Purpose of Issue
	Section 179A Application
Project - System - Spatial Zone - Level - Type - Originator - Role - Number	Revision
23118-02-01-ZZZ-DR-RAU-AR-1001	P2

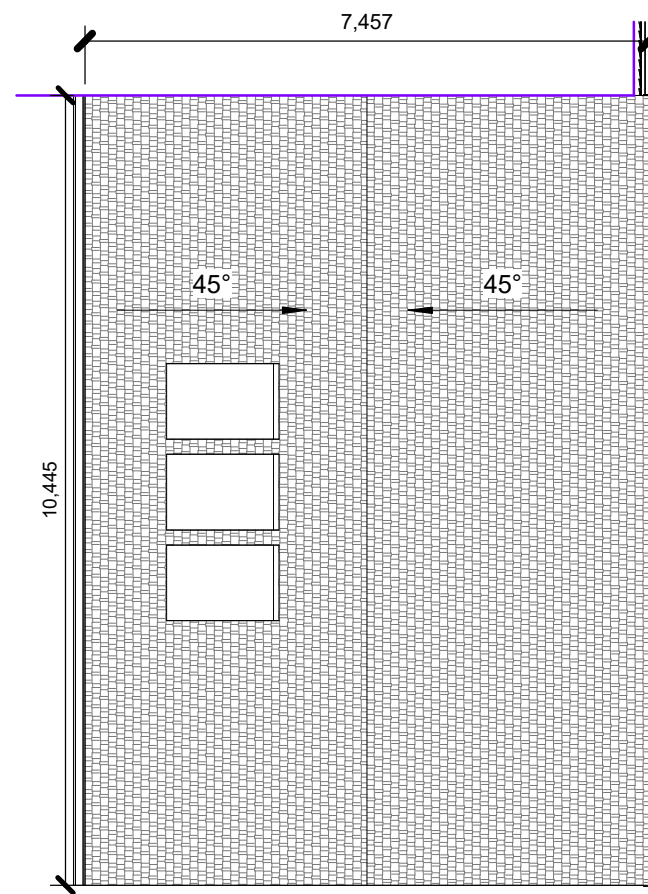




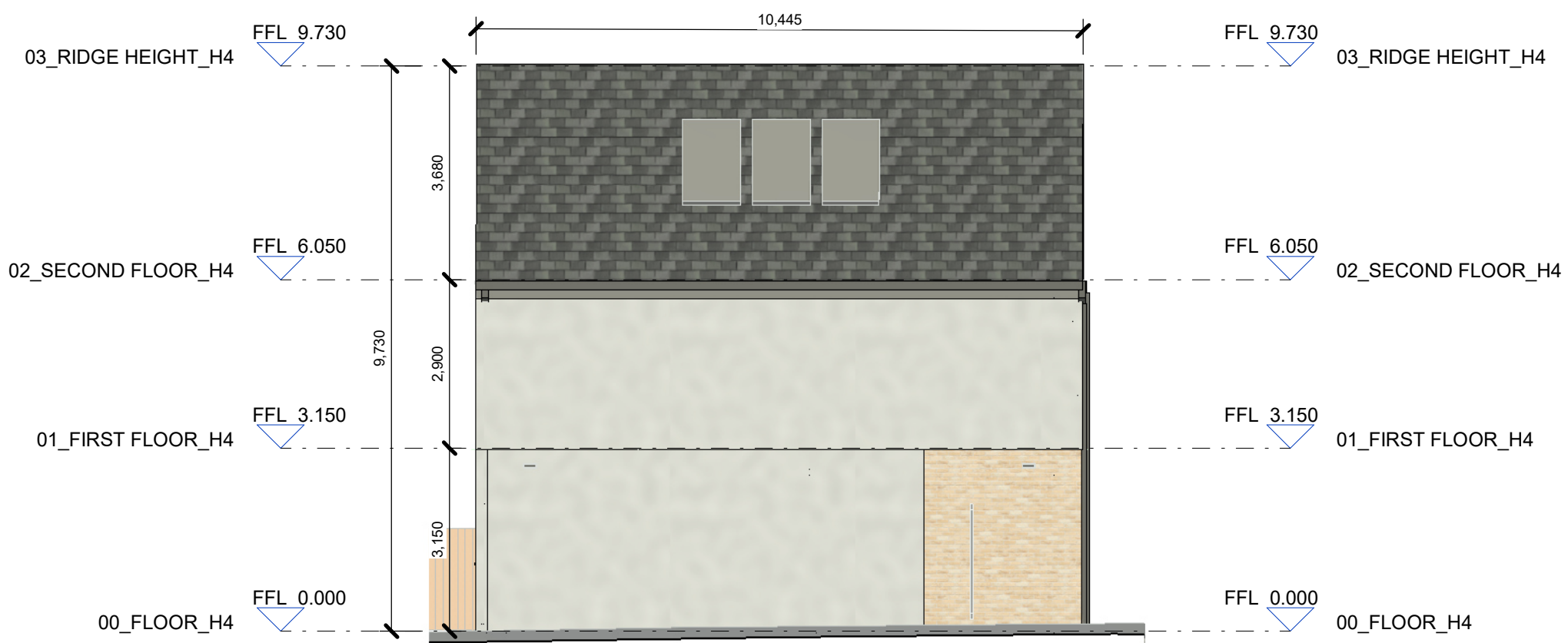
4 Bed - Ground Floor Plan  
1 : 100



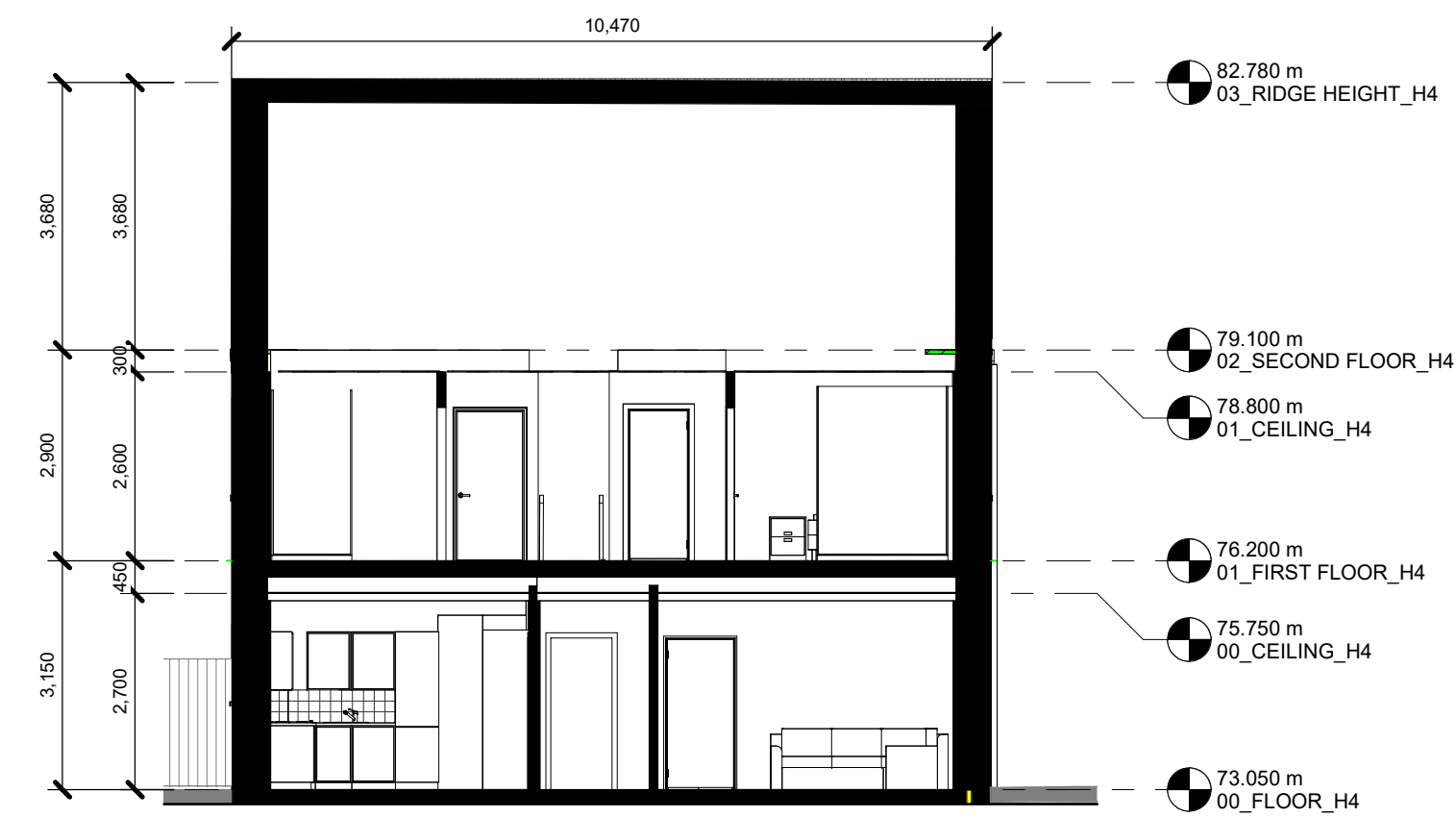
4 Bed - First Floor Plan  
1 : 100



4 Bed - Roof Plan  
1 : 100



4 Bed House - Side Elevation  
1 : 100



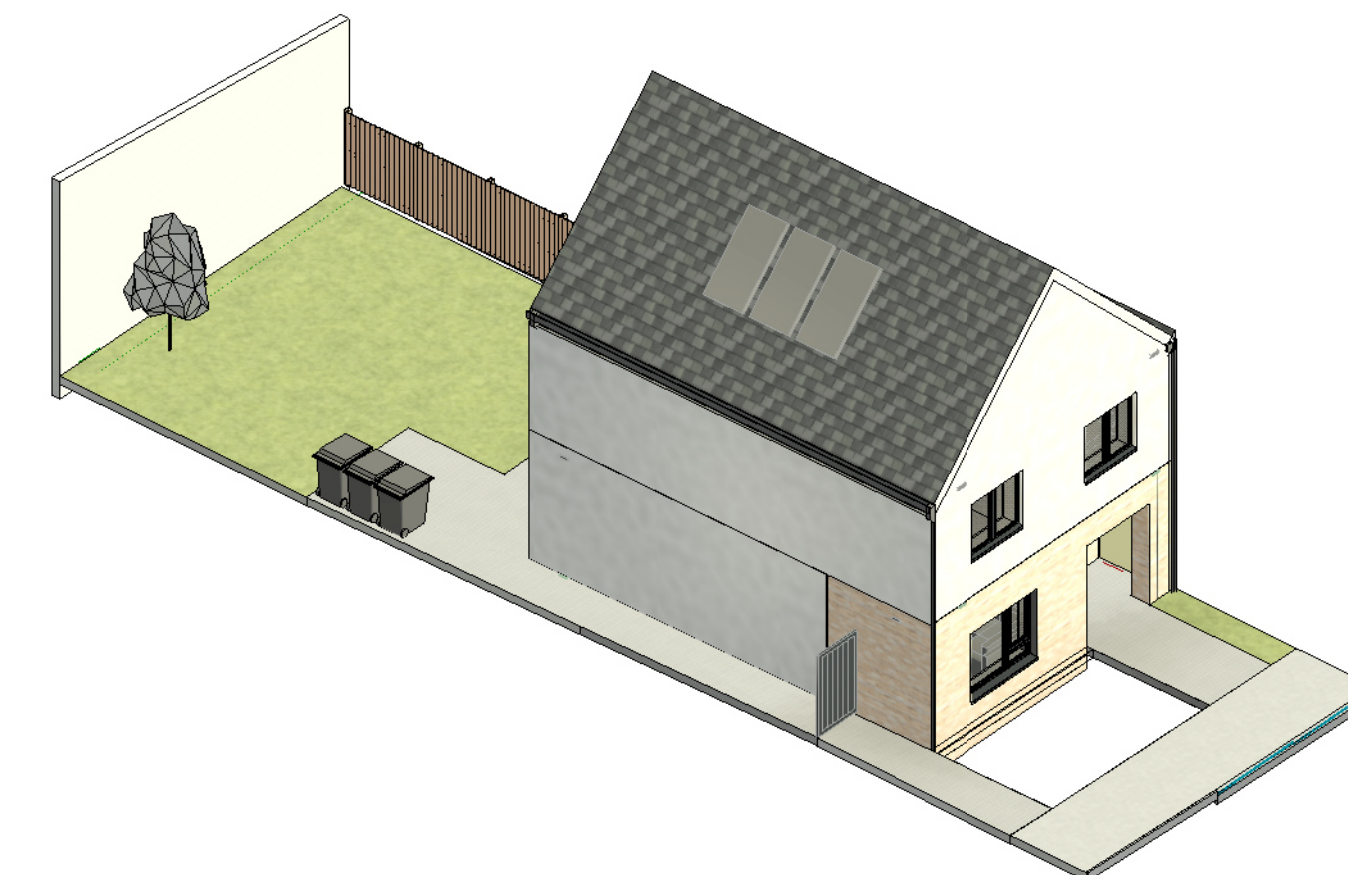
4 Bed House - Section 1  
1 : 100



4 Bed House - Back Elevation  
1 : 100



4 Bed House - Front Elevation  
1 : 100



4 Bed House AXO

4 Bed House - Area Schedule		
Comments	Area	Number
First Floor	63.5 m <sup>2</sup>	4 bed House - H4
Ground Floor	58.2 m <sup>2</sup>	4 bed House - H4
Grand total: 2	121.7 m <sup>2</sup>	

4 Bed House - Room Schedule		
Level	Room Type	Area
00_FLOOR_H4	Kitchen / Dining	23.9 m <sup>2</sup>
00_FLOOR_H4	St	1.1 m <sup>2</sup>
00_FLOOR_H4	St	1.4 m <sup>2</sup>
00_FLOOR_H4	Living	15.5 m <sup>2</sup>
00_FLOOR_H4	W.C	2.4 m <sup>2</sup>
00_FLOOR_H4	Hall	5.9 m <sup>2</sup>
00_FLOOR_H4	H.P	1.2 m <sup>2</sup>
00_FLOOR_H4	Storage	2.1 m <sup>2</sup>
		53.5 m <sup>2</sup>
01_FIRST FLOOR_H4	Bedroom 01	11.4 m <sup>2</sup>
01_FIRST FLOOR_H4	Bedroom 02	8.7 m <sup>2</sup>
01_FIRST FLOOR_H4	Bathroom	4.0 m <sup>2</sup>
01_FIRST FLOOR_H4	Bedroom 03	13.1 m <sup>2</sup>
01_FIRST FLOOR_H4	Bedroom 04	11.8 m <sup>2</sup>
01_FIRST FLOOR_H4	Hall	5.9 m <sup>2</sup>
01_FIRST FLOOR_H4	St	1.4 m <sup>2</sup>
		56.4 m <sup>2</sup>
		109.9 m <sup>2</sup>

4 Bed House Type Quantity	
Name	Quantity
4 Bed House	4
4 Bed House	4
4 Bed House	4
4 Bed House	4
Grand total: 4	

**Notes:**

- Do not scale from this drawing. Use figured dimensions in all cases.
- Verify dimensions on site and report any discrepancies to the Architect immediately.
- This drawing is to be read in conjunction with the Architect's Specification.
- © This drawing is copyright and may only be reproduced with the Architect's permission.

**Drawing Notes:**

**GENERAL NOTES**

Selected brick buff brick with light mortar  
3mm pebble dash finish to external leaf of blockwork, paint then applied.  
External doors with high security impact resistant timber hall doors to EN 1627 and level access threshold.

**Windows**  
Alu-clad triple glazed windows CE-marked and resistance tested to wind load as well as wind and water tightness. U-value maximum of 0.8 U. The window construction is tested for burglary protection. Secured by Design, Part Q-compliant The design, creates a stylish overall architectural expression, for new-build or refurbishment projects.  
Impact resistant timber hall doors to EN 1627 and level access threshold to approved colour.  
Obscure windows to bathrooms and where overlooking adjoining amenity spaces as indicated on elevation drawings.

**Roof**  
Anthracite roof slates fixed to timber battens on vapour permeable roofing underlay, on timber / steel roof structure to a suitable roof pitch timber / steel roof structure to a suitable roof pitch manufactured in compliance with E.N. 490:2005. Low pitch roofs or canopies to be either Single ply membrane or select pressed metal roofing with standing seams. Rainwater goods, downpipes etc. to be Aluminium Alloy or Hydrocoat Polyester 100-Coated Aluminium Alloy rainwater down pipes

Ballustrades to be painted mild steel uprights.

Unit Orientation Varies. Refer to dwg ref ref:  
23118-02-011.00-DR-RAU-AR-0002 for individual unit orientation.



Rev.	Date	Dwn	Details of Issue / Revision
P2	10.01.24	JB	Planning Issue
P1	15.11.23	JB	Stage 2 Issue

**Issues & Revisions**

Dartry Mills,  
Dartry Road  
Dublin 6,  
D06 Y0E3  
T: +353 (0)1 498 7000  
W: www.reddyarchitecture.com  
E: info@reddyarchitecture.com

Client Details:  
**Sligo County Council**

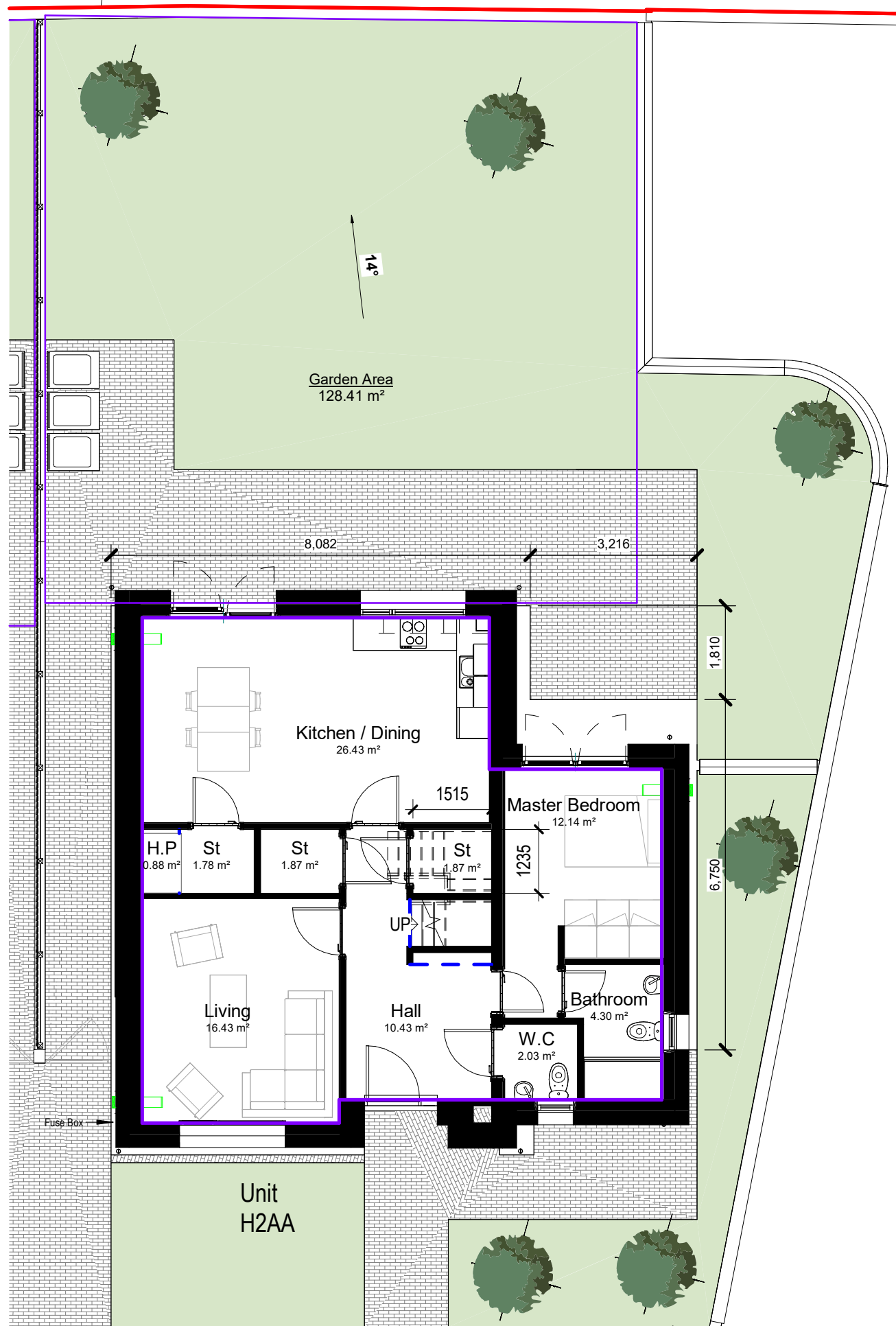
Project Details:  
**39 Number Social Housing units at Camross and Carrowanty, Ballymote, Co.Sligo**

Drawing Title:  
**4 Bed House H4 - Plans - Sections - Elevations**

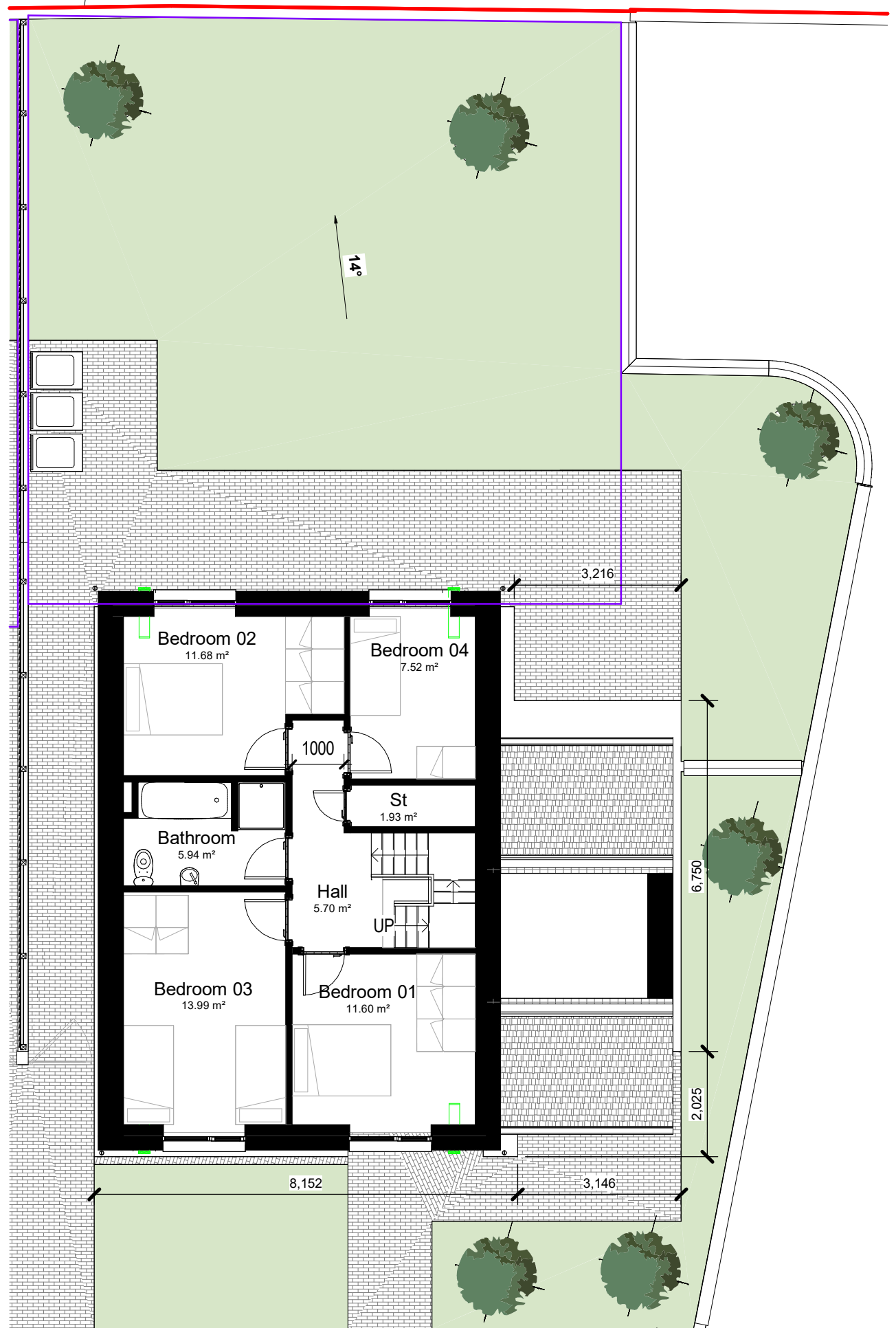
Job No.	Sheet Size	Scale @A1:
<b>P23-188D</b>	A1_Landscape	As indicated
Issue Date:	Drawn By:	Reviewed By:
11/01/24	JB	LW

Status	Purpose of Issue
	<b>Section 179A Application</b>
Project - System - Spatial Zone - Level - Type - Originator - Role - Number	Revision
<b>23118-02-01-ZZZ-DR-RAU-AR-1002</b>	<b>P2</b>

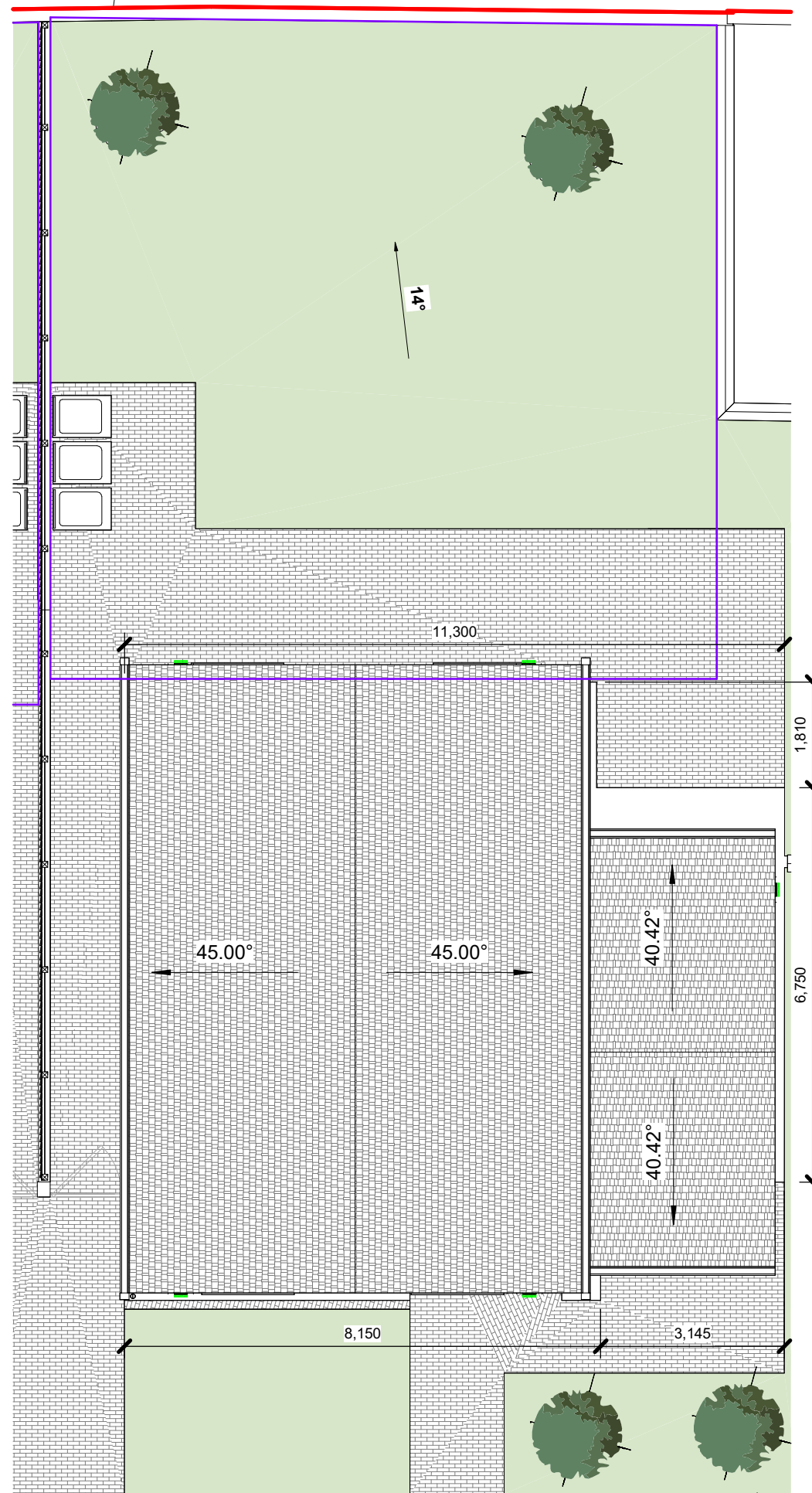




5 Bed - Ground Floor Plan  
1 : 100



5 Bed - First Floor Plan  
1 : 100



5 Bed - Roof Plan  
1 : 100

5 Bed House - Area Schedule		
Comments	Area	Number
First Floor	66.2 m <sup>2</sup>	5 Bed House Type - H5
Ground Floor	85.0 m <sup>2</sup>	5 Bed House Type - H5
Grand total: 2	151.3 m <sup>2</sup>	

5 Bed House - Room Schedule		
Level	Room Type	Area
00_FLOOR_H5	Kitchen / Dining	26.4 m <sup>2</sup>
00_FLOOR_H5	W.C	2.0 m <sup>2</sup>
00_FLOOR_H5	St	1.9 m <sup>2</sup>
00_FLOOR_H5	Living	16.4 m <sup>2</sup>
00_FLOOR_H5	St	1.9 m <sup>2</sup>
00_FLOOR_H5	Hall	10.4 m <sup>2</sup>
00_FLOOR_H5	Master Bedroom	12.1 m <sup>2</sup>
00_FLOOR_H5	Bathroom	4.3 m <sup>2</sup>
00_FLOOR_H5	St	1.8 m <sup>2</sup>
00_FLOOR_H5	H.P	0.9 m <sup>2</sup>
00_FLOOR_H5		78.2 m <sup>2</sup>
01_FIRST FLOOR_H5	Bedroom 01	11.6 m <sup>2</sup>
01_FIRST FLOOR_H5	Bedroom 02	11.7 m <sup>2</sup>
01_FIRST FLOOR_H5	Bathroom	5.9 m <sup>2</sup>
01_FIRST FLOOR_H5	St	1.9 m <sup>2</sup>
01_FIRST FLOOR_H5	Bedroom 03	14.0 m <sup>2</sup>
01_FIRST FLOOR_H5	Bedroom 04	7.5 m <sup>2</sup>
01_FIRST FLOOR_H5	Hall	5.7 m <sup>2</sup>
01_FIRST FLOOR_H5		58.4 m <sup>2</sup>
01_FIRST FLOOR_H5		136.5 m <sup>2</sup>

5 Bed House Type Quantity	
Name	Quantity
5 Bed House	1
Grand total: 1	

**Notes:**

- Do not scale from this drawing. Use figured dimensions in all cases.
- Verify dimensions on site and report any discrepancies to the Architect immediately.
- This drawing is to be read in conjunction with the Architect's Specification.
- © This drawing is copyright and may only be reproduced with the Architect's permission.

**Drawing Notes:**

**GENERAL NOTES**

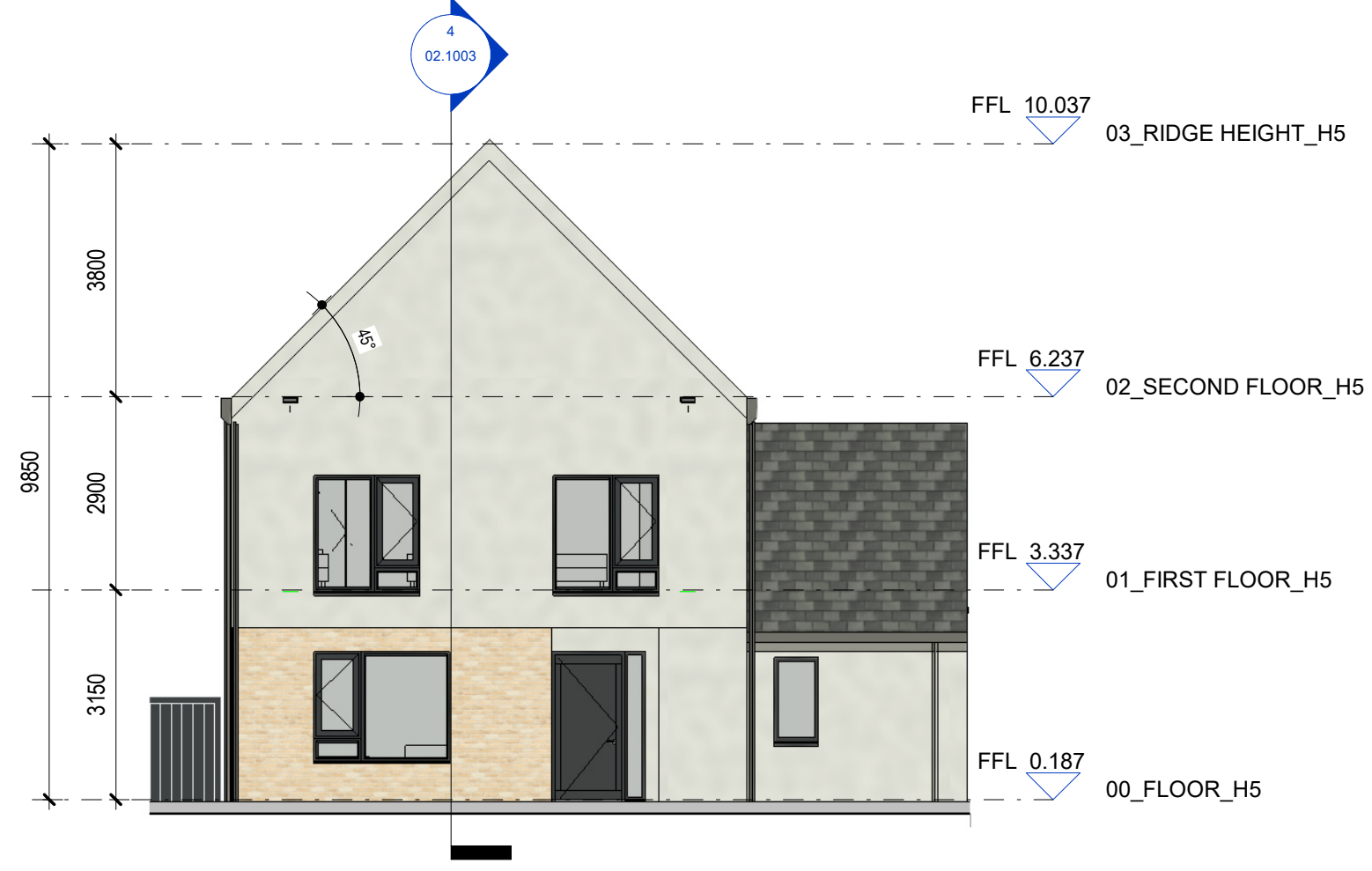
Selected brick buff brick with light mortar  
3mm pebble dash finish to external leaf of blockwork, paint then applied.  
External doors with high security impact resistant timber hall doors to EN 1627 and level access threshold.

**Windows**  
Alu-clad triple glazed windows CE-marked and resistance tested to wind load as well as wind and water tightness. U-value maximum of 0.8 U. The window construction is tested for burglary protection. Secured by Design, Part Q-compliant The design, creates a stylish overall architectural expression, for new-build or refurbishment projects.  
Impact resistant timber hall doors to EN 1627 and level access threshold to approved colour.  
Obscure windows to bathrooms and where overlooking adjoining amenity spaces as indicated on elevation drawings.

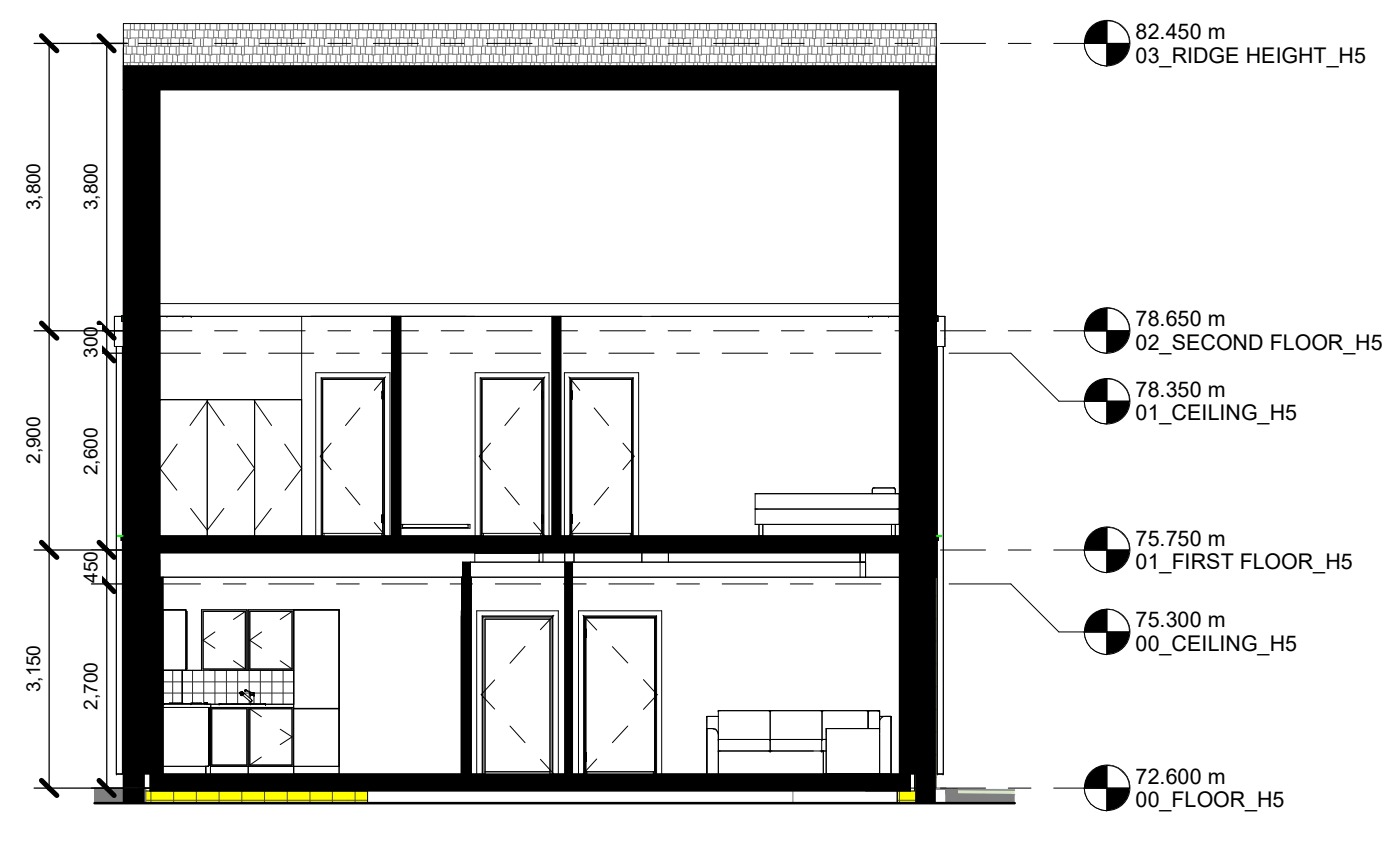
**Roof**  
Anthracite roof slates fixed to timber battens on vapour permeable roofing underlay, on timber / steel roof structure to a suitable roof pitch timber / steel roof structure to a suitable roof pitch manufactured in compliance with E.N. 490:2005. Low pitch roofs or canopies to be either Single ply membrane or select pressed metal roofing with standing seams. Rainwater goods, downpipes etc. to be Aluminium Alloy or Hydrocoat Polyester 100-Coated Aluminium Alloy rainwater down pipes

Ballustrades to be painted mild steel uprights.

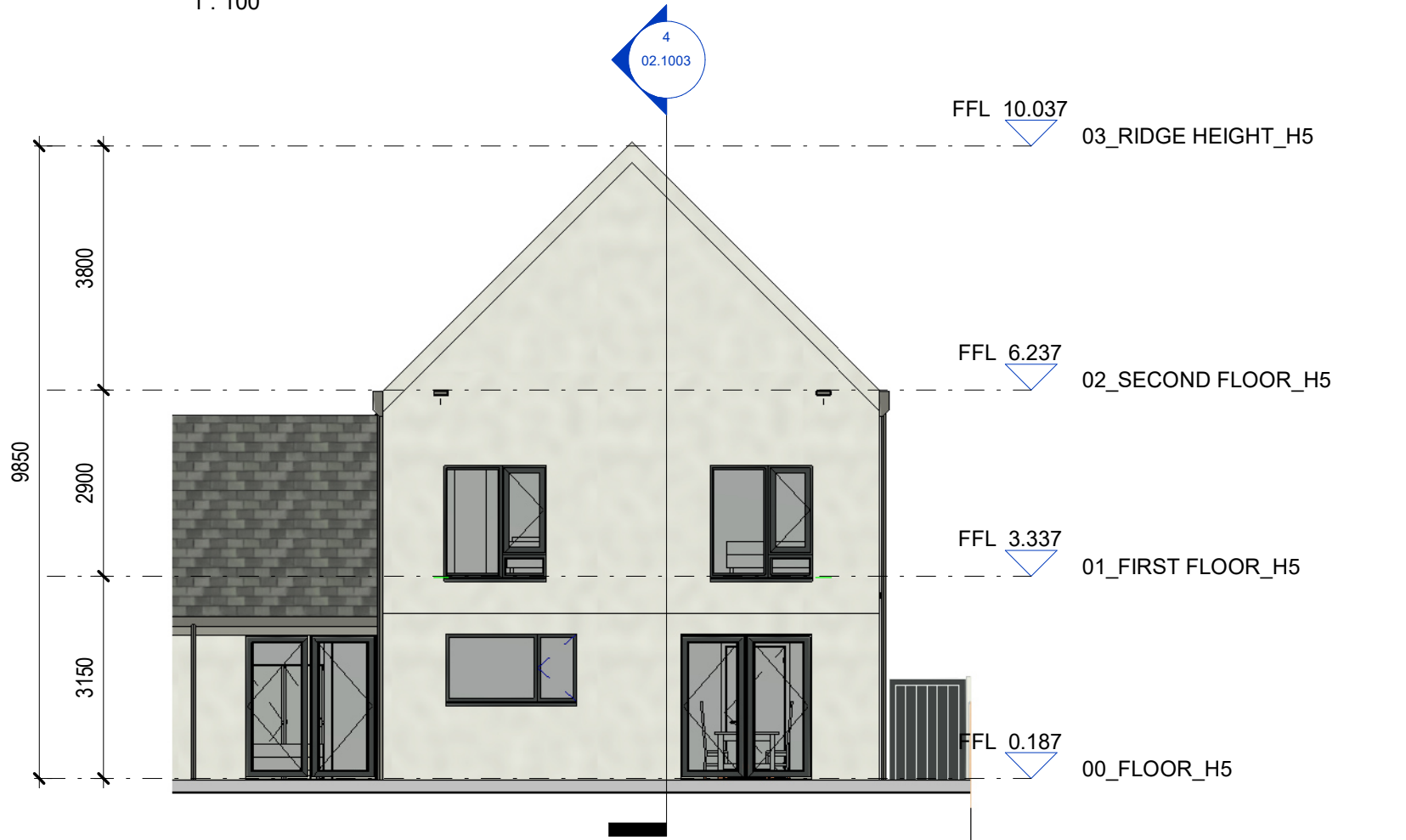
Unit Orientation Varies. Refer to dwg reg ref.:  
23118-02-011.00-DR-RAU-AR-0002 for individual unit orientation.



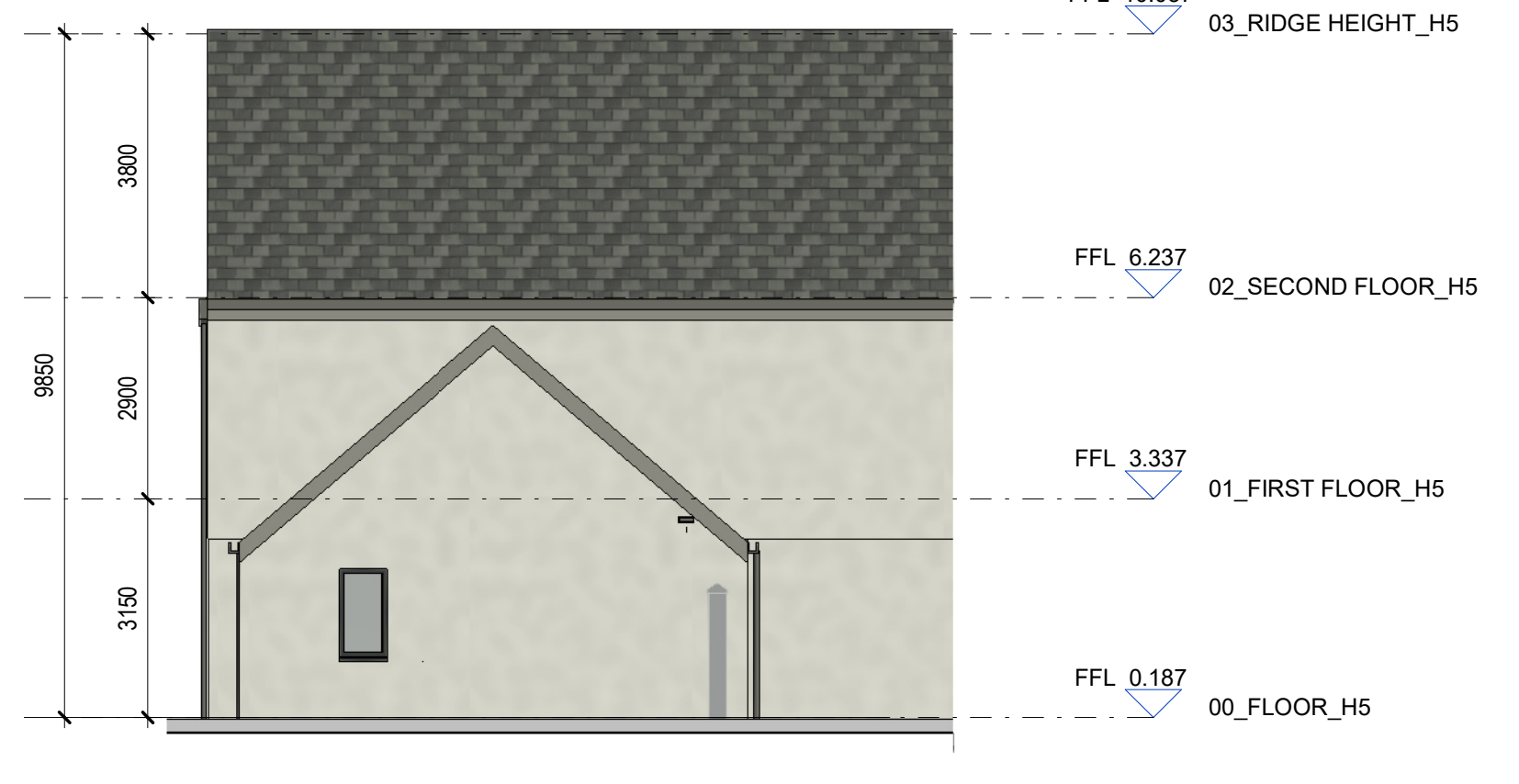
5 Bed House - Front Elevation  
1 : 100




5 Bed House - Section 1  
1 : 100



5 Bed House - Back Elevation  
1 : 100



5 Bed House -Side Elevation  
1 : 100



5 Bed House AXO

Rev.	Date	Drawn	Details of Issue / Revision
P2	10.01.24	JB	Planning Issue
P1	15.11.23	JB	Stage 2 Issue

**Issues & Revisions**

Dartry Mills,  
Dartry Road  
Dublin 6,  
D06 Y0E3  
T: +353 (0)1 498 7000  
W: www.reddyarchitecture.com  
E: info@reddyarchitecture.com

Client Details:  
**Sligo County Council**

Project Details:  
**39 Number Social Housing units at Camross and Carrowanty, Ballymote, Co.Sligo**

Drawing Title:  
**5 Bed House H5 - Plans - Sections - Elevations**

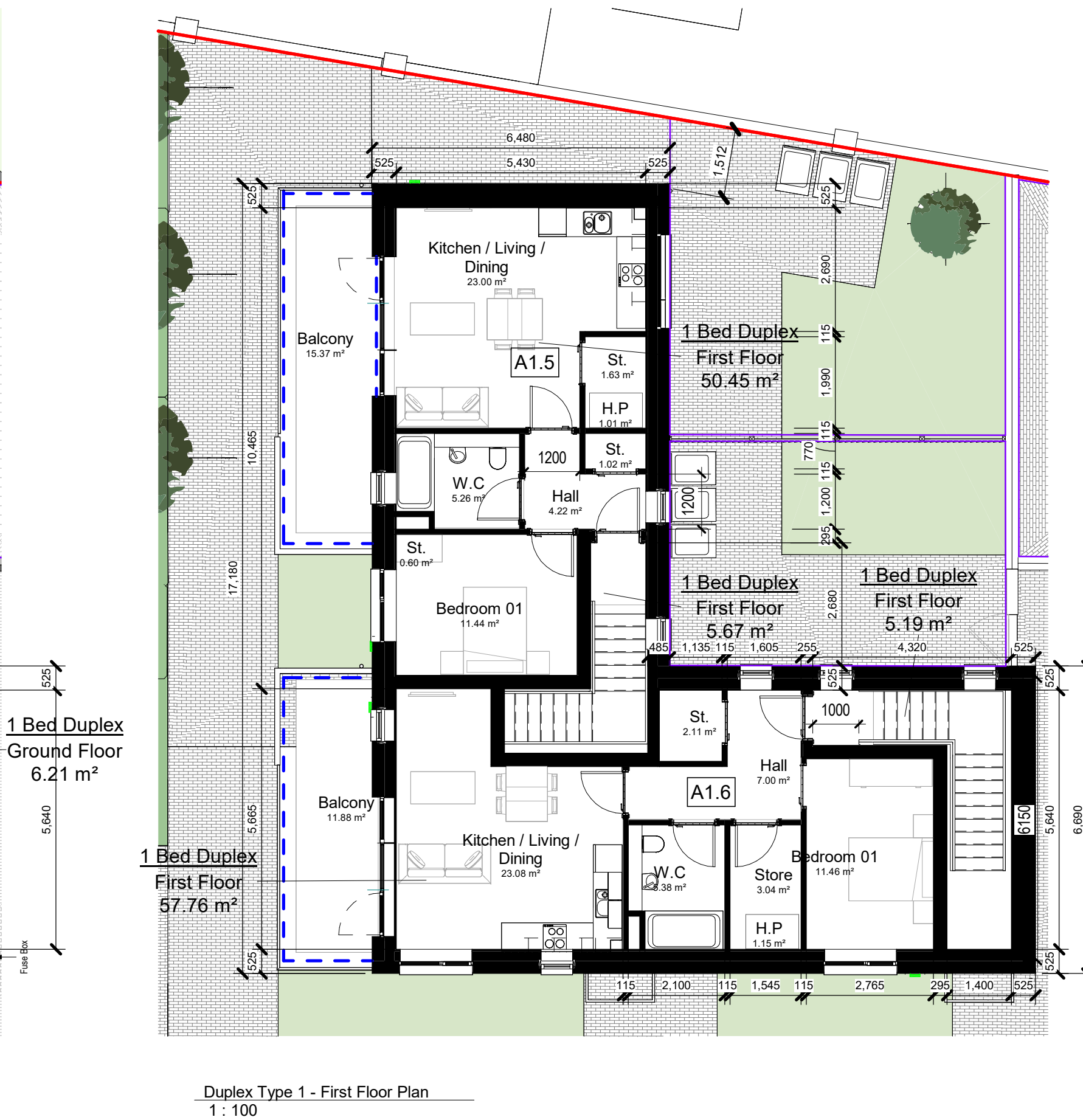
Job No.	Sheet Size	Scale @A1:
P23-188D	A1_Landscape	As indicated
Issue Date:	Drawn By:	Reviewed By:
11/01/24	JB	LW

Status	Purpose of Issue
Section 179A Application	
Project - System - Spatial Zone - Level - Type - Originator - Role - Number	Revision
23118-02-01-ZZZ-DR-RAU-AR-1003	P2





Duplex Type 1 - Ground Floor Plan  
1: 100



Duplex Type 1 - First Floor Plan  
1: 100

### Duplex Type 1 - Room Schedule

Level	Number	Room Type	Area
00_FLOOR_D1	Unit U1.3	H.P	0.9 m²
00_FLOOR_D1	Unit U1.3	Storage	1.2 m²
00_FLOOR_D1	Unit U1.3	Storage	1.3 m²
00_FLOOR_D1	Unit U1.3	Storage	3.0 m²
00_FLOOR_D1	Unit U1.3	Hall	4.1 m²
00_FLOOR_D1	Unit U1.3	Hall	4.9 m²
00_FLOOR_D1	Unit U1.3	W.C	6.2 m²
00_FLOOR_D1	Unit U1.3	Bedroom 01	13.0 m²
00_FLOOR_D1	Unit U1.3	Kitchen / Living / Dining	30.4 m²
00_FLOOR_D1	Unit U1.4	H.P	1.0 m²
00_FLOOR_D1	Unit U1.4	Storage	1.6 m²
00_FLOOR_D1	Unit U1.4	Storage	2.1 m²
00_FLOOR_D1	Unit U1.4	Hall	3.3 m²
00_FLOOR_D1	Unit U1.4	WC	5.9 m²
00_FLOOR_D1	Unit U1.4	Hall	8.7 m²
00_FLOOR_D1	Unit U1.4	Bedroom 01	13.3 m²
00_FLOOR_D1	Unit U1.4	Kitchen / Living / Dining	25.2 m²
01_FIRST_FLOOR_D1	Unit U1.5	St.	0.6 m²
01_FIRST_FLOOR_D1	Unit U1.5	H.P	1.0 m²
01_FIRST_FLOOR_D1	Unit U1.5	St.	1.0 m²
01_FIRST_FLOOR_D1	Unit U1.5	St.	1.6 m²
01_FIRST_FLOOR_D1	Unit U1.5	Hall	4.2 m²
01_FIRST_FLOOR_D1	Unit U1.5	W.C	5.3 m²
01_FIRST_FLOOR_D1	Unit U1.5	Bedroom 01	11.4 m²
01_FIRST_FLOOR_D1	Unit U1.5	Balcony	15.4 m²
01_FIRST_FLOOR_D1	Unit U1.5	Kitchen / Living / Dining	23.0 m²
01_FIRST_FLOOR_D1	Unit U1.6	H.P	1.1 m²
01_FIRST_FLOOR_D1	Unit U1.6	St.	2.1 m²
01_FIRST_FLOOR_D1	Unit U1.6	Store	3.0 m²
01_FIRST_FLOOR_D1	Unit U1.6	W.C	5.4 m²
01_FIRST_FLOOR_D1	Unit U1.6	Hall	7.0 m²
01_FIRST_FLOOR_D1	Unit U1.6	Bedroom 01	11.5 m²
01_FIRST_FLOOR_D1	Unit U1.6	Balcony	11.9 m²
01_FIRST_FLOOR_D1	Unit U1.6	Kitchen / Living / Dining	23.1 m²
01_FIRST_FLOOR_D1	Unit U1.6	Kitchen / Living / Dining	65.1 m²
01_FIRST_FLOOR_D1	Unit U1.6	Kitchen / Living / Dining	254.8 m²

### Duplex Type 1 - Area Schedule

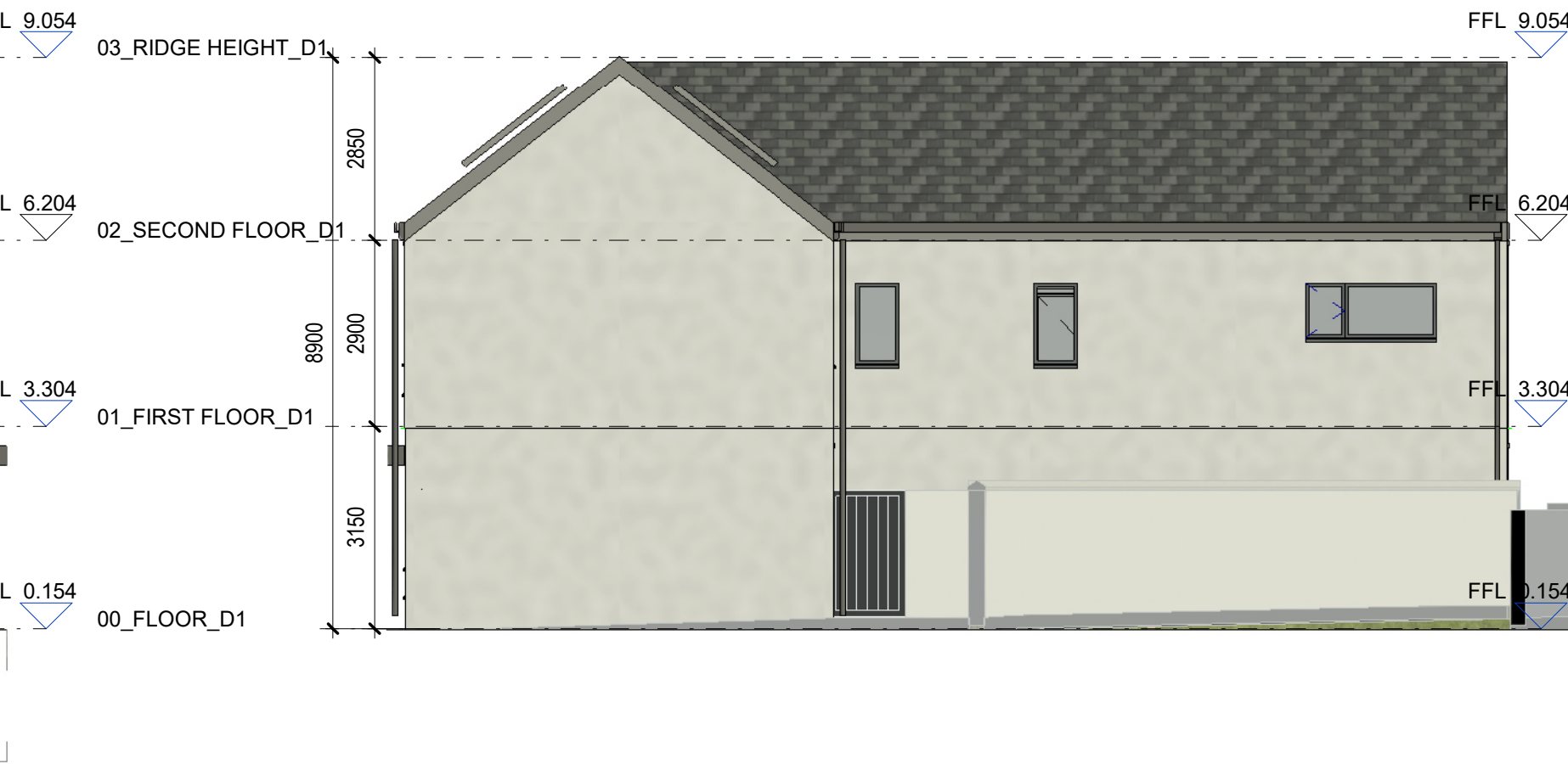
Comments	Area	Number
Ground Floor	69.2 m²	Unit A1.3
Ground Floor	64.9 m²	Unit A1.4
Ground Floor	6.1 m²	Unit A1.5
Ground Floor	6.2 m²	Unit A1.6
First Floor	50.4 m²	Unit A1.5
First Floor	5.7 m²	Unit A1.5
First Floor	57.8 m²	Unit A1.6
First Floor	5.2 m²	Unit A1.6
Grand total: 4	265.4 m²	

### Duplex Type 1 Quantity

Name
Duplex Type 1
Grand total: 4



Duplex Type 1 - South Elevation  
1: 100



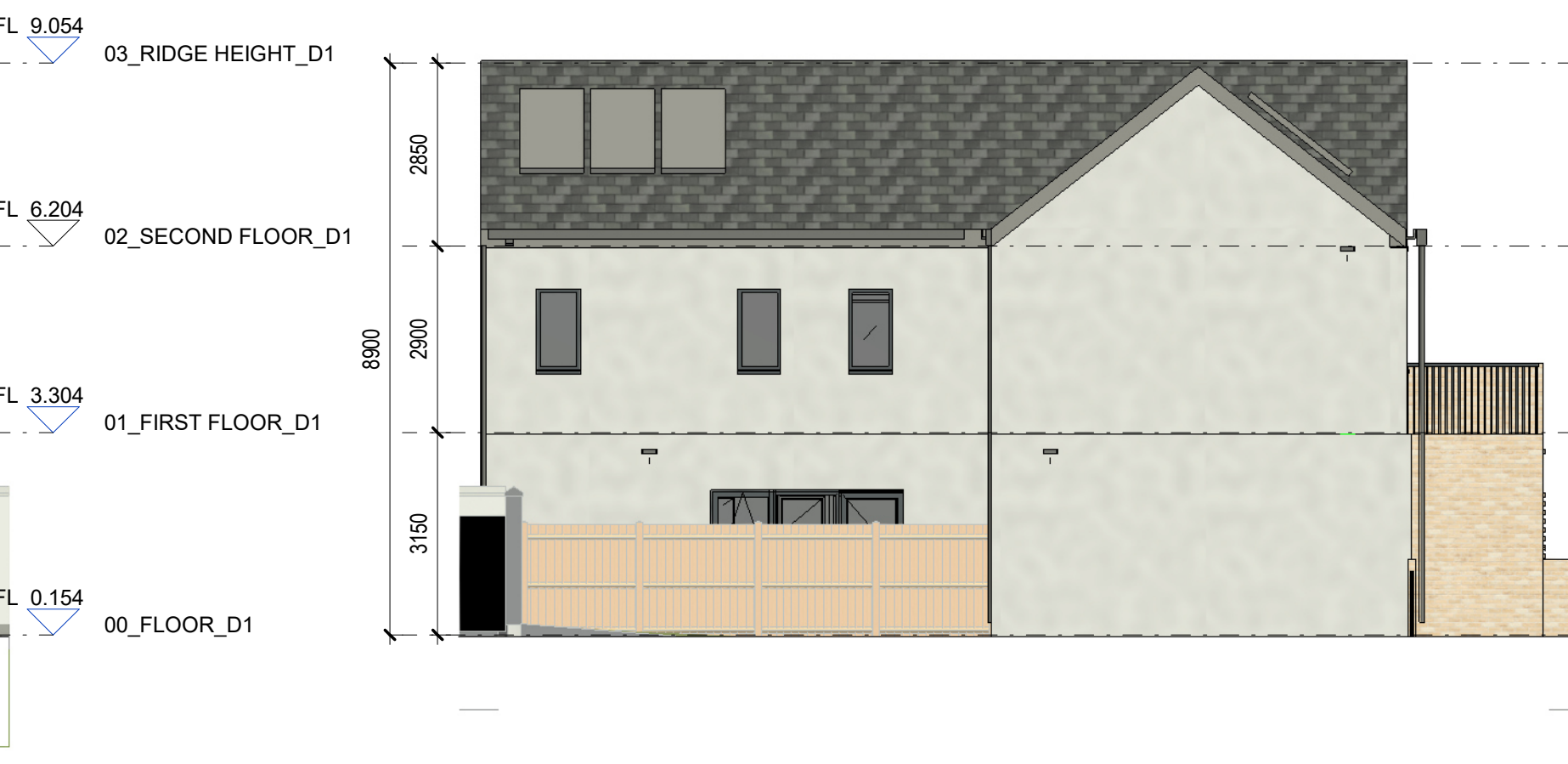
Duplex Type 1 - North Elevation  
1: 100



Duplex Type 1 - Section 1  
1: 100



Duplex Type 1 - East Elevation  
1: 100



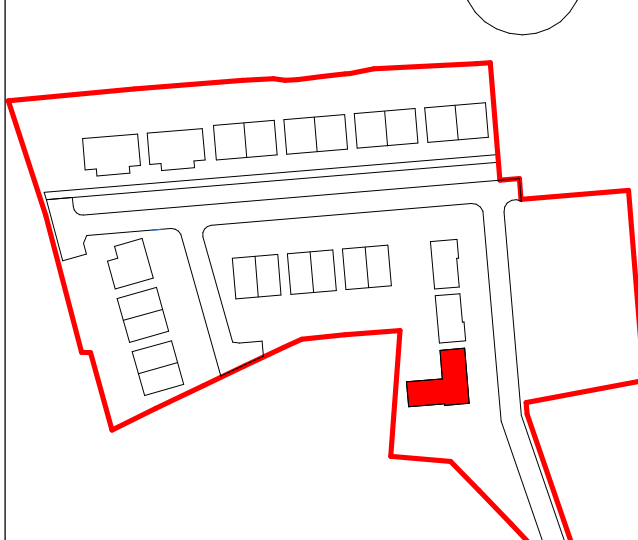
Duplex Type 1 - West Elevation  
1: 100



Duplex Type 1 - AXO

**Notes:**  
 - Do not scale from this drawing. Use figured dimensions in all cases.  
 - Verify dimensions on site and report any discrepancies to the Architect immediately.  
 - This drawing is to be read in conjunction with the Architect's Specification.  
 - © This drawing is copyright and may only be reproduced with the Architect's permission.

**Drawing Notes:**



**GENERAL NOTES**  
 Selected brick buff brick with light mortar  
 3mm pebble dash finish to external leaf of blockwork, paint then applied.  
 External doors with high security impact resistant timber hall doors to EN 1627 and level access threshold.

**Windows**  
 All-in-one triple glazed windows CE-marked and resistance tested to wind load as well as wind and water tightness. U-value maximum of 0.8 U. The window construction is tested for burglary protection. Secured by Design, Part Q-compliant for burglary protection. Secured by Design, Part Q-compliant for burglary protection. Secured by Design, Part Q-compliant for burglary protection. Secured by Design, Part Q-compliant for burglary protection.

**Roof**  
 Anthracite roof slates fixed to timber battens on vapour permeable roofing underlay, on timber / steel roof structure to a suitable roof pitch timber / steel roof structure to a suitable roof pitch manufactured in compliance with E.N. 490:2005. Low pitch roofs or canopies to be either Single ply membrane or select pressed metal roofing with standing seams. Rainwater goods, downpipes etc. to be Aluminium Alloy or Hydrocoat Polyester 100-Coated Aluminium Alloy rainwater down pipes

Ballustrades to be painted mild steel uprights.  
 Unit Orientation Varies. Refer to dwg ref ref: 23115-02-011.00-DR-RAU-AR-0002 for individual unit orientation.



Rev.	Date	Drawn	Details of Issue / Revision
P2	10.01.24	JB	Planning Issue
P1	15.11.23	JB	Stage 2 Issue

**Issues & Revisions**

Dartry Mills,  
 Dartry Road  
 Dublin 6,  
 D06 Y0E3  
 T: +353 (0)1 498 7000  
 W: www.reddyarchitecture.com  
 E: info@reddyarchitecture.com

Client Details:  
**Sligo County Council**

Project Details:  
**39 Number Social Housing units at Camross and Carrowanty, Ballymote, Co.Sligo**

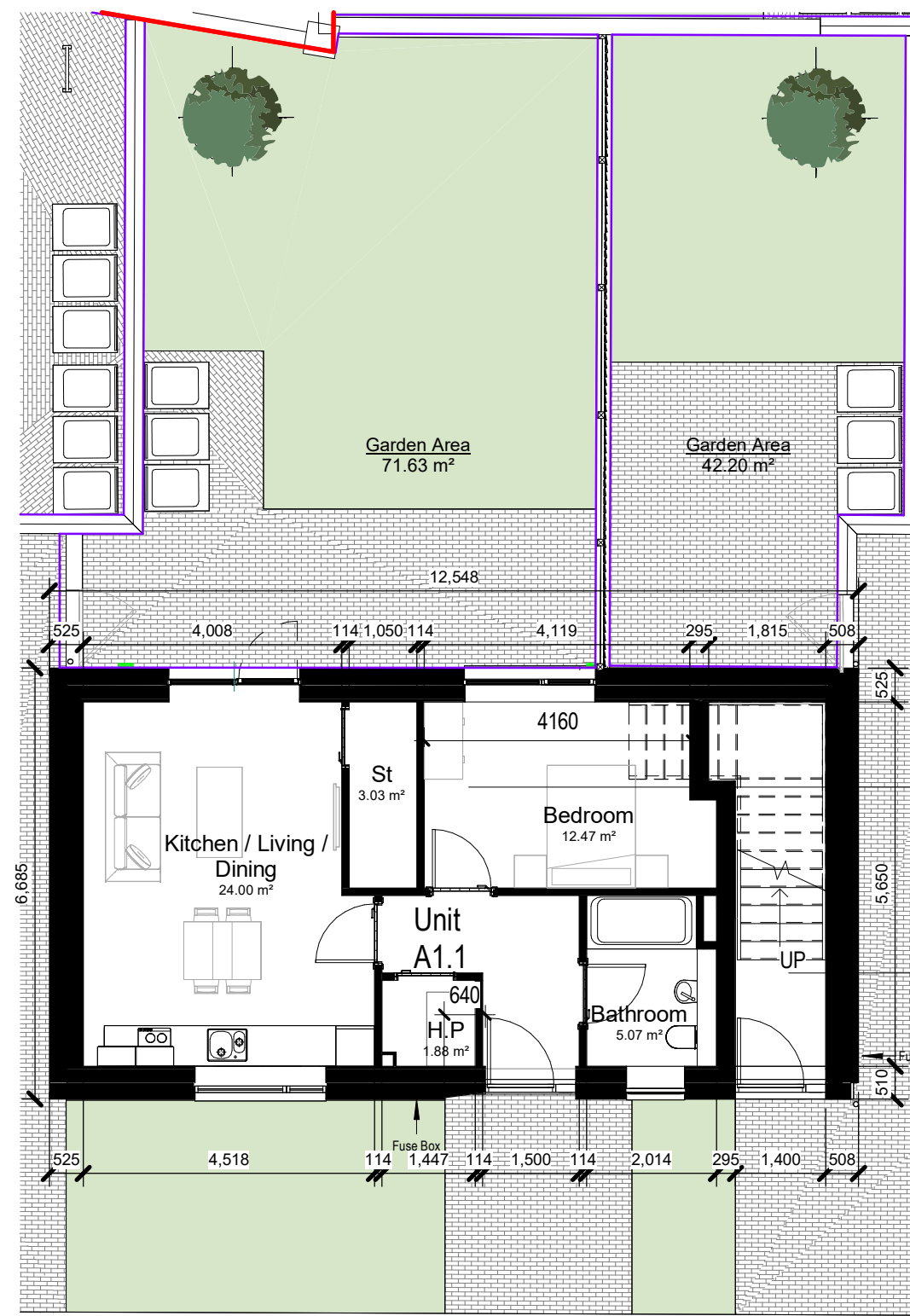
Drawing Title:  
**Duplex Type 1 - Plans - Sections - Elevations  
 Ground Floor units, A1.3 & A1.4.  
 First Floor units, A1.5 & A1.6**

Job No.	Sheet Size	Scale @A1:
P23-188D	A1_Landscape	As indicated
Issue Date:	Drawn By:	Reviewed By:
11/01/24	JB	LW

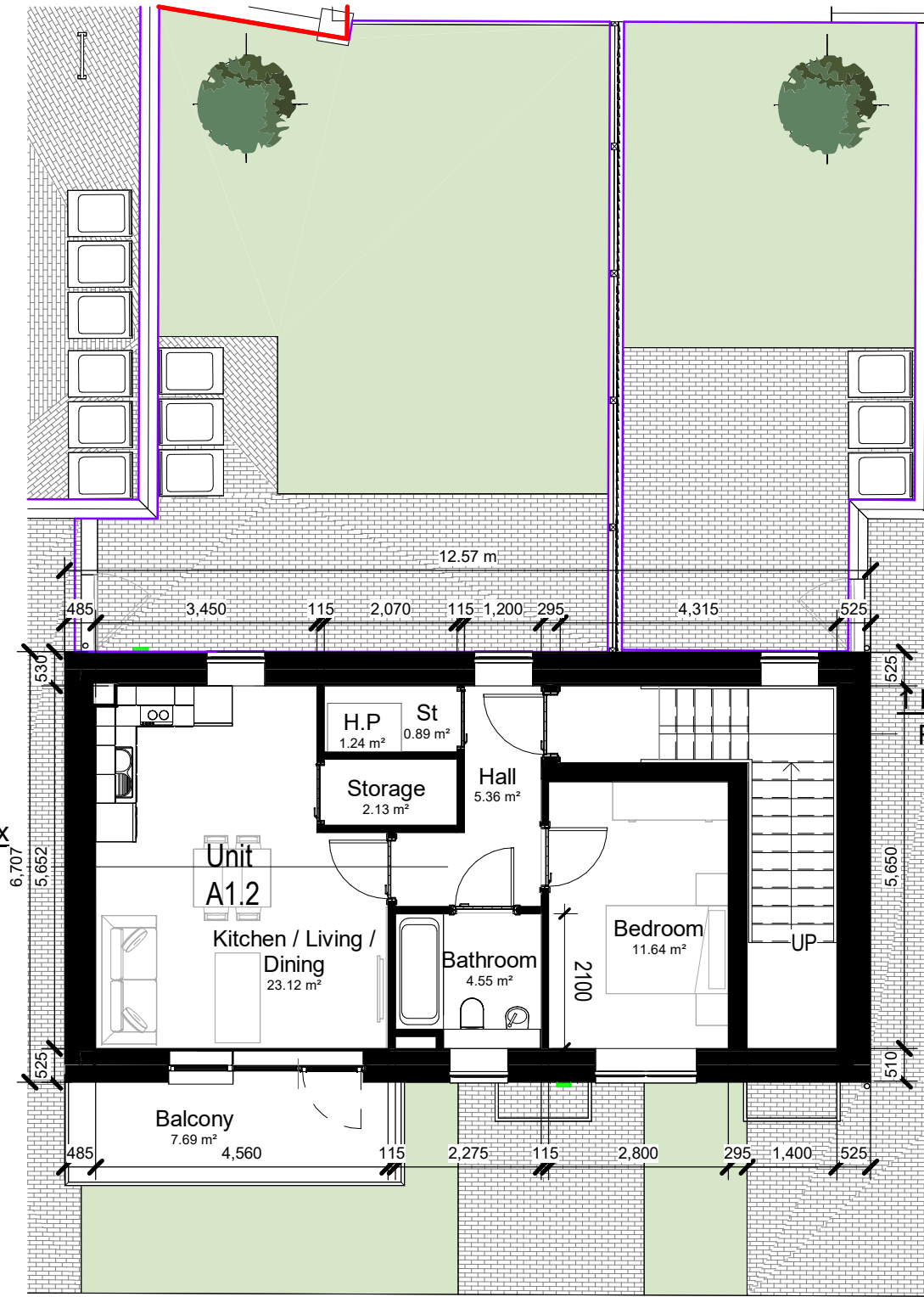
Status: **Section 179A Application**

Project	System	Spatial Zone	Level	Type	Originator	Role	Number	Revision
23115-02-01-ZZZ-DR-RAU-AR-1004								P2

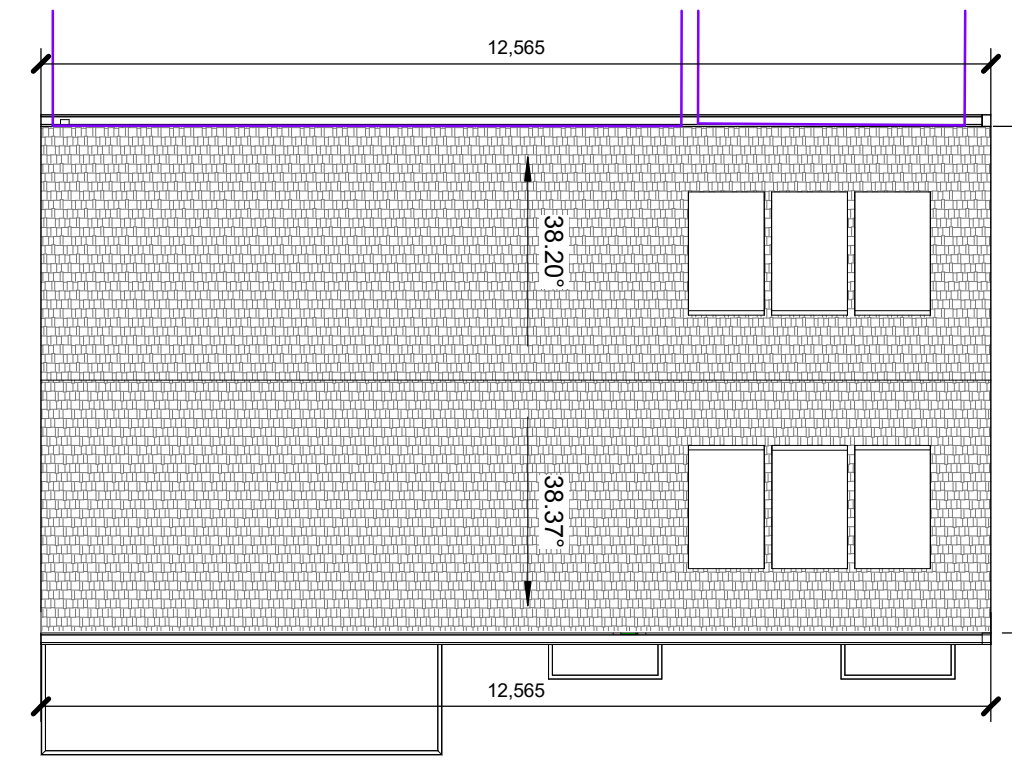




Duplex Type 2 - Ground Floor Plan  
1 : 100



Duplex Type 2 - First Floor Plan  
1 : 100

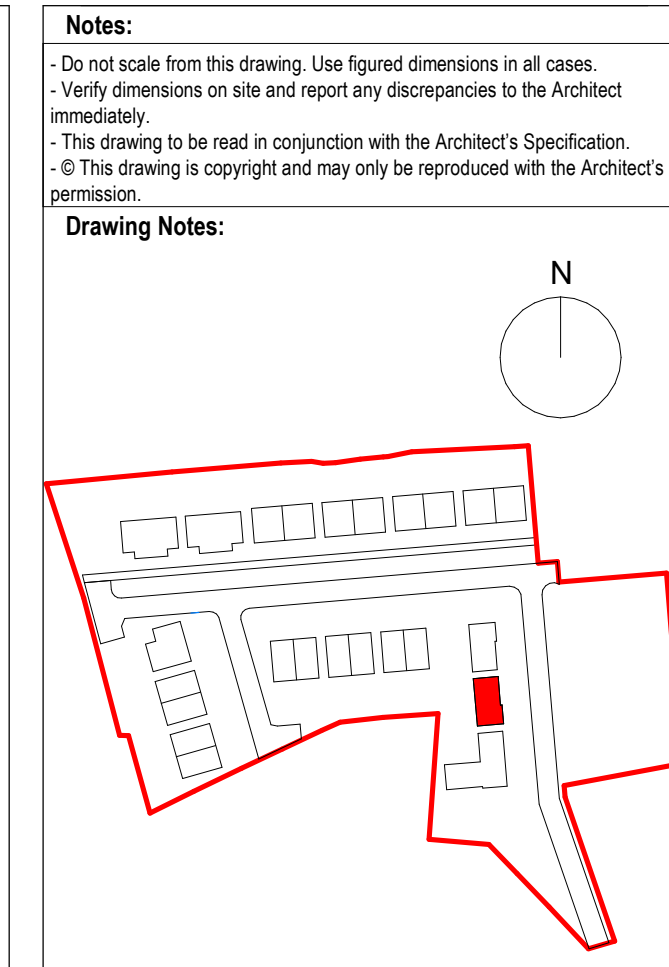


Duplex Type 2 - Roof Plan  
1 : 100

Duplex Type 2 - Area Schedule		
	Number	Area
00_FLOOR_D2	Unit A1.1	54.6 m²
00_FLOOR_D2	Unit A1.2	8.0 m²
01_FIRST_FLOOR_D2	Unit A1.2	51.0 m²
01_FIRST_FLOOR_D2	Unit A1.2	3.5 m²
Grand total:	4	117.1 m²

Duplex Type 2 - Room Schedule			
Level	Department	Room Type	Area
00_FLOOR_D2	Unit A1.1	Kitchen / Living / Dining	24.0 m²
00_FLOOR_D2	Unit A1.1	Bedroom	12.5 m²
00_FLOOR_D2	Unit A1.1	Hall	5.8 m²
00_FLOOR_D2	Unit A1.1	St	3.0 m²
00_FLOOR_D2	Unit A1.1	Bathroom	5.1 m²
00_FLOOR_D2	Unit A1.1	H.P	1.9 m²
01_FIRST_FLOOR_D2	Unit A1.2	Bedroom	52.3 m²
01_FIRST_FLOOR_D2	Unit A1.2	Bathroom	4.6 m²
01_FIRST_FLOOR_D2	Unit A1.2	Hall	5.4 m²
01_FIRST_FLOOR_D2	Unit A1.2	H.P	1.2 m²
01_FIRST_FLOOR_D2	Unit A1.2	Kitchen / Living / Dining	23.1 m²
01_FIRST_FLOOR_D2	Unit A1.2	St	0.9 m²
01_FIRST_FLOOR_D2	Unit A1.2	Storage	2.1 m²
01_FIRST_FLOOR_D2	Unit A1.2	Balcony	7.7 m²
			56.6 m²
			108.9 m²

Duplex Type 2 Quantity	
Name	
Duplex Type 2	
Duplex Type 2	
Grand total:	2



**Notes:**  
 - Do not scale from this drawing. Use figured dimensions in all cases.  
 - Verify dimensions on site and report any discrepancies to the Architect immediately.  
 - This drawing is to be read in conjunction with the Architect's Specification.  
 - © This drawing is copyright and may only be reproduced with the Architect's permission.

**Drawing Notes:**

**GENERAL NOTES**  
 Selected brick buff brick with light mortar  
 3mm pebble dash finish to external leaf of blockwork, paint then applied.  
 External doors with high security impact resistant timber hall doors to EN 1627 and level access threshold.

**Windows**  
 Allu-clad triple glazed windows CE-marked and resistance tested to wind load as well as wind and water tightness. U-value maximum of 0.8 U. The window construction is tested for burglary protection. Secured by Design, Part Q-compliant The design, creates a stylish overall architectural expression, for new-build or refurbishment projects.  
 Impact resistant timber hall doors to EN 1627 and level access threshold to approved colour.  
 Obscure windows to bathrooms and where overlooking adjoining amenity spaces as indicated on elevation drawings.

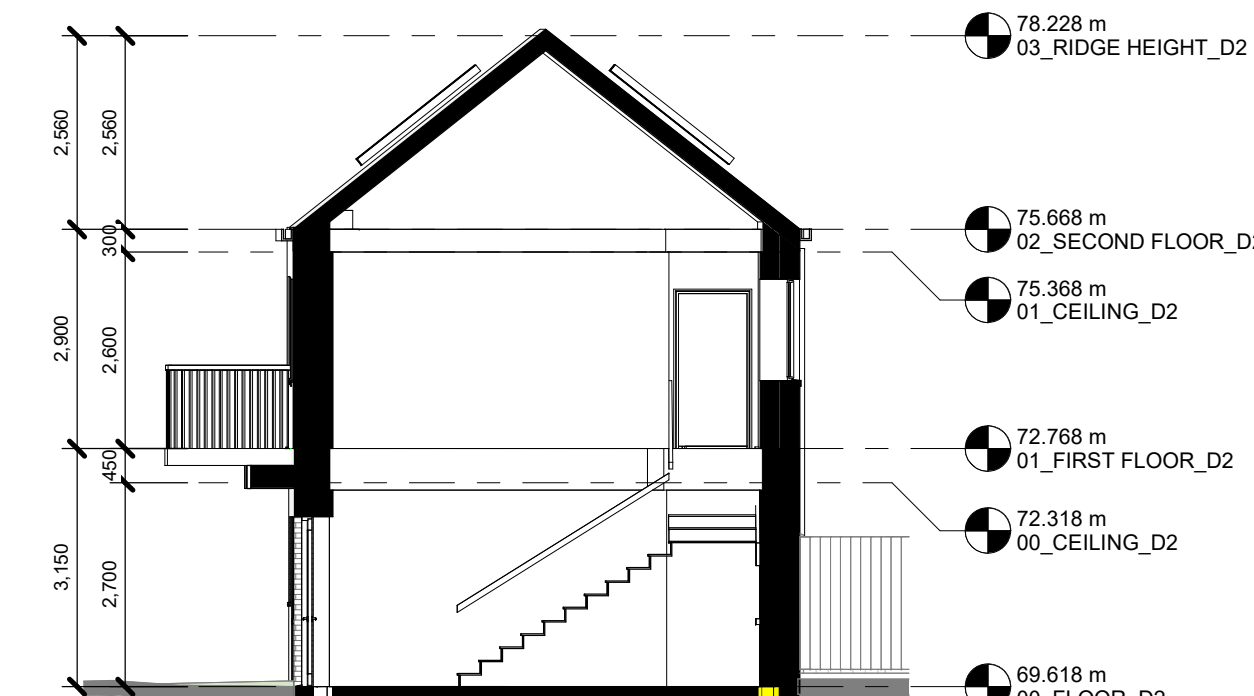
**Roof**  
 Anthracite roof slates fixed to timber battens on vapour permeable roofing underlay, on timber / steel roof structure to a suitable roof pitch timber / steel roof structure to a suitable roof pitch manufactured in compliance with E.N. 490:2005. Low pitch roofs or canopies to be either Single ply membrane or select pressed metal roofing with standing seams. Rainwater goods, downpipes etc. to be Aluminium Alloy or Hydrocoat Polyester 100-Coated Aluminium Alloy rainwater down pipes

Ballustrades to be painted mild steel uprights.

Unit Orientation Varies. Refer to dwg ref ref: 23118-02-011.00-DR-RAU-AR-0002 for individual unit orientation.



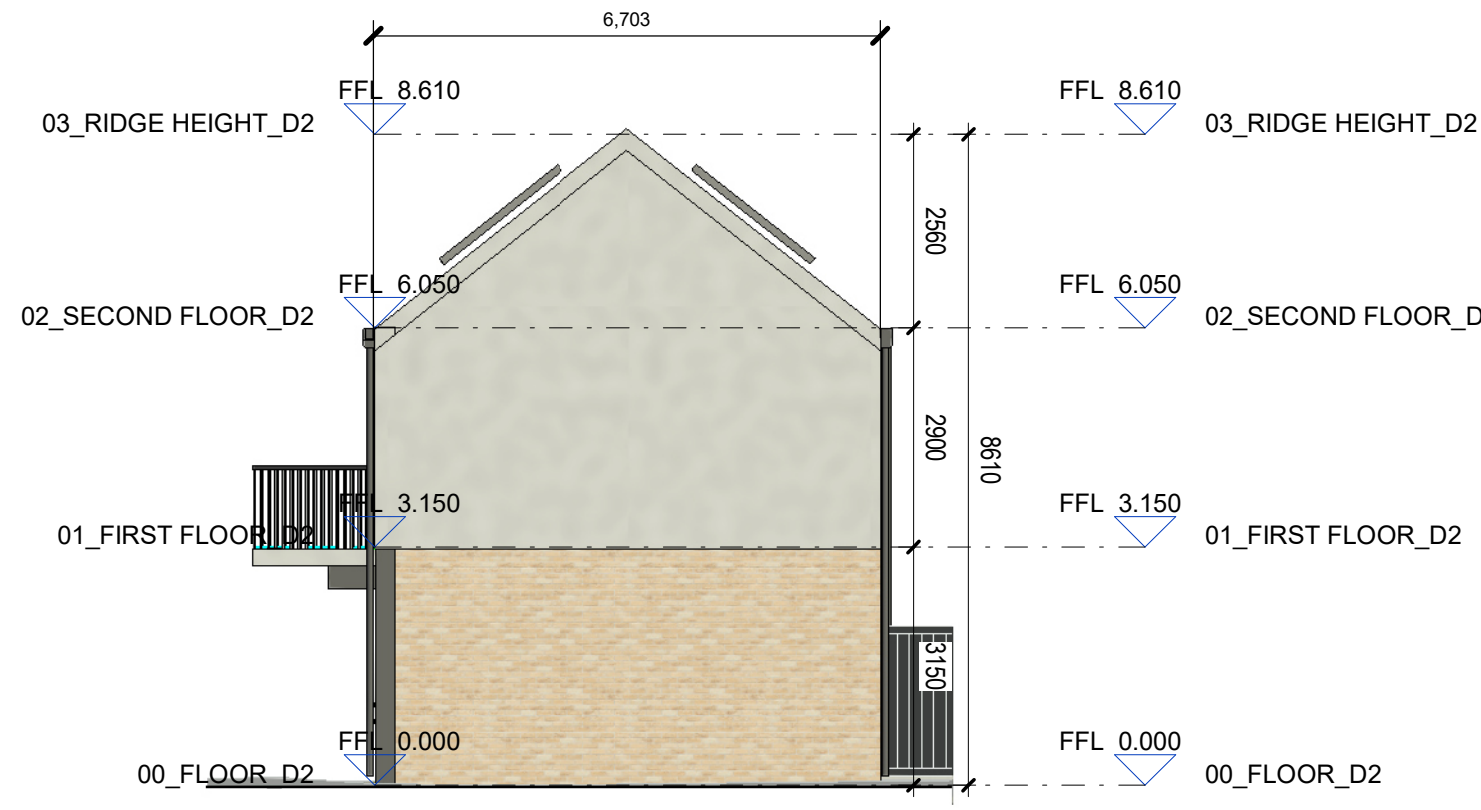
Duplex Type 2 - East Elevation  
1 : 100



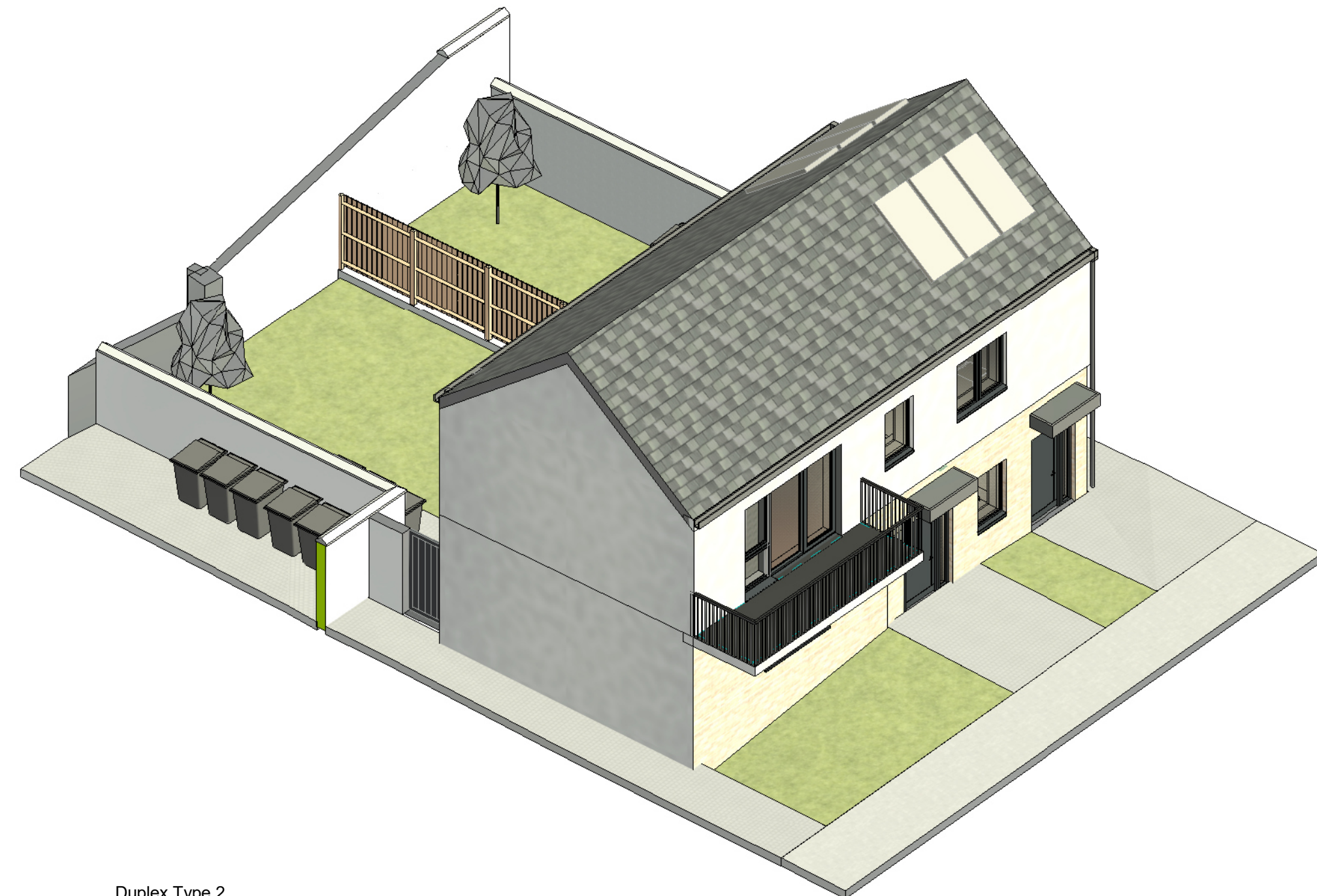
Duplex Type 2 - Section 1  
1 : 100



Duplex Type 2 - West Elevation  
1 : 100



Duplex Type 2 - North Elevation  
1 : 100



Duplex Type 2

Rev.	Date	Dwn	Details of Issue / Revision
P2	10.01.24	JB	Planning Issue
P1	15.11.23	JB	Stage 2 Issue

**Issues & Revisions**

Dartry Mills,  
Dartry Road  
Dublin 6,  
D06 Y0E3  
T: +353 (0)1 498 7000  
W: www.reddyarchitecture.com  
E: info@reddyarchitecture.com

**Client Details:**  
 Sligo County Council

**Project Details:**  
 39 Number Social Housing units at Camross and Carrownanty, Ballymote, Co.Sligo

**Drawing Title:**  
 Duplex Type 2 - Plans - Sections - Elevations  
 Ground Floor unit, A1.1  
 First Floor unit A1.2

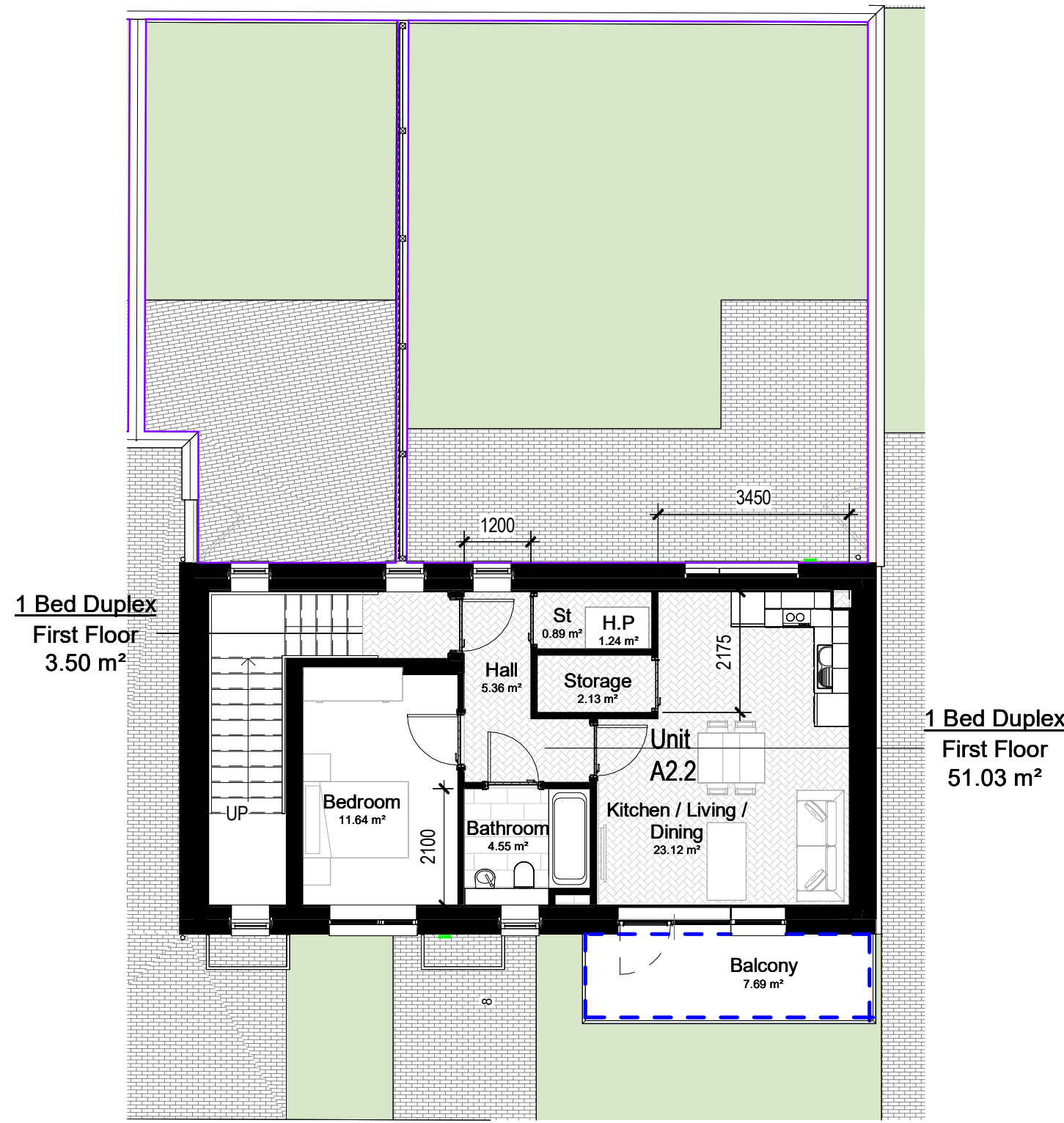
Job No.	Sheet Size:	Scale @A1:
P23-188D	A1_Landscape	As indicated
Issue Date:	Drawn By:	Reviewed By:
11/01/24	JB	LW

Status	Purpose of Issue
Section 179A Application	
Project - System - Spatial Zone - Level - Type - Originator - Role - Number	Revision
23118-02-01-ZZZ-DR-RAU-AR-1005	P2

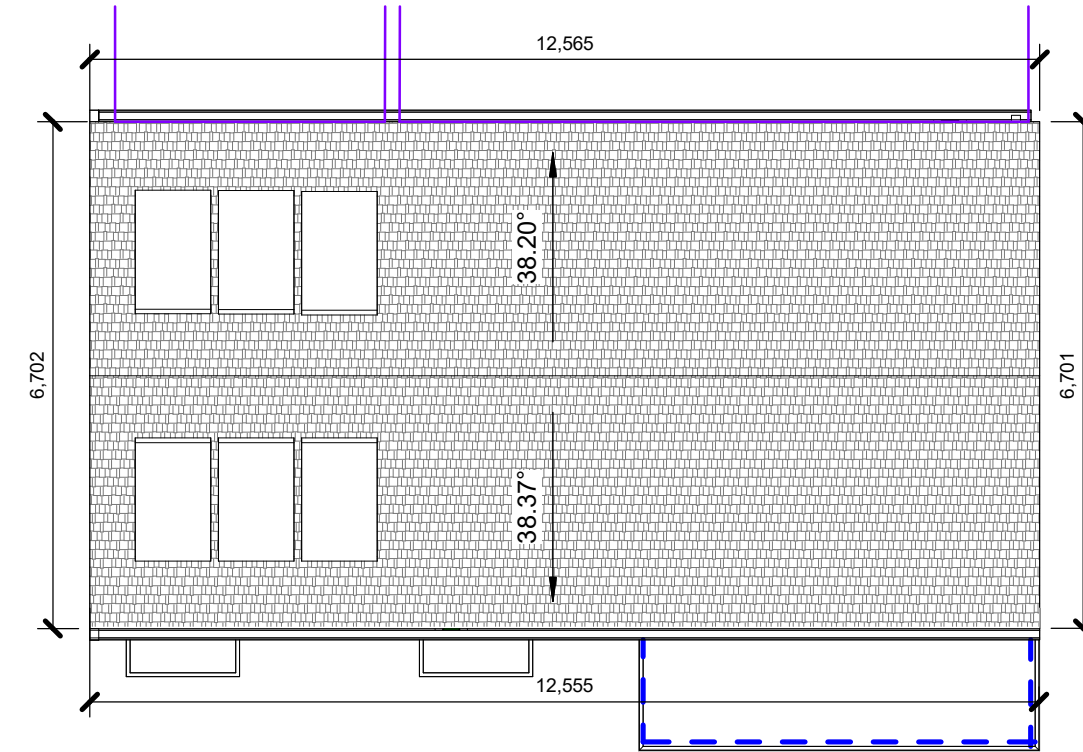




Duplex Type 2.2 - Ground Floor Plan  
1 : 100



Duplex Type 2.2 - First Floor Plan  
1 : 100



Duplex Type 2.2 - Roof Plan  
1 : 100

**Duplex Type 2.2 - Area Schedule**

Level	Number	Area
00_FLOOR_D2	Unit A2.1	54.6 m²
00_FLOOR_D2	Unit A2.1	8.0 m²
01_FIRST_FLOOR_D2	Unit A2.2	51.0 m²
01_FIRST_FLOOR_D2	Unit A2.2	3.5 m²
Grand total:	4	117.1 m²

**Duplex Type 2.2 - Room Schedule**

Level	Department	Room Type	Area
00_FLOOR_D2	Unit A2.1	Kitchen / Living / Dining	24.0 m²
00_FLOOR_D2	Unit A2.1	Bedroom	12.5 m²
00_FLOOR_D2	Unit A2.1	Hall	5.8 m²
00_FLOOR_D2	Unit A2.1	St	3.0 m²
00_FLOOR_D2	Unit A2.1	Bathroom	5.1 m²
00_FLOOR_D2	Unit A2.1	H.P	1.9 m²
01_FIRST_FLOOR_D2	Unit A2.2	Bedroom	52.3 m²
01_FIRST_FLOOR_D2	Unit A2.2	Bathroom	4.6 m²
01_FIRST_FLOOR_D2	Unit A2.2	Hall	5.4 m²
01_FIRST_FLOOR_D2	Unit A2.2	H.P	1.2 m²
01_FIRST_FLOOR_D2	Unit A2.2	Kitchen / Living / Dining	23.1 m²
01_FIRST_FLOOR_D2	Unit A2.2	St	0.9 m²
01_FIRST_FLOOR_D2	Unit A2.2	Storage	2.1 m²
01_FIRST_FLOOR_D2	Unit A2.2	Balcony	7.7 m²
Grand total:			108.9 m²

**Duplex Type 2.2 Quantity**

Name	Quantity
Duplex Type 2	
Duplex Type 2	
Grand total:	2

**Notes:**

- Do not scale from this drawing. Use figured dimensions in all cases.
- Verify dimensions on site and report any discrepancies to the Architect immediately.
- This drawing is to be read in conjunction with the Architect's Specification.
- © This drawing is copyright and may only be reproduced with the Architect's permission.

**Drawing Notes:**

**GENERAL NOTES**

Selected brick buff brick with light mortar  
3mm pebble dash finish to external leaf of blockwork, paint then applied.  
External doors with high security impact resistant timber hall doors to EN 1627 and level access threshold.

**Windows**

Alu-clad triple glazed windows CE-marked and resistance tested to wind load as well as wind and water tightness. U-value maximum of 0.8 U. The window construction is tested for burglary protection. Secured by Design, Part Q-compliant. The design creates a stylish overall architectural expression, for new-build or refurbishment projects. Impact resistant timber hall doors to EN 1627 and level access threshold to approved colour. Obscure windows to bathrooms and where overlooking adjoining amenity spaces as indicated on elevation drawings.

**Roof**

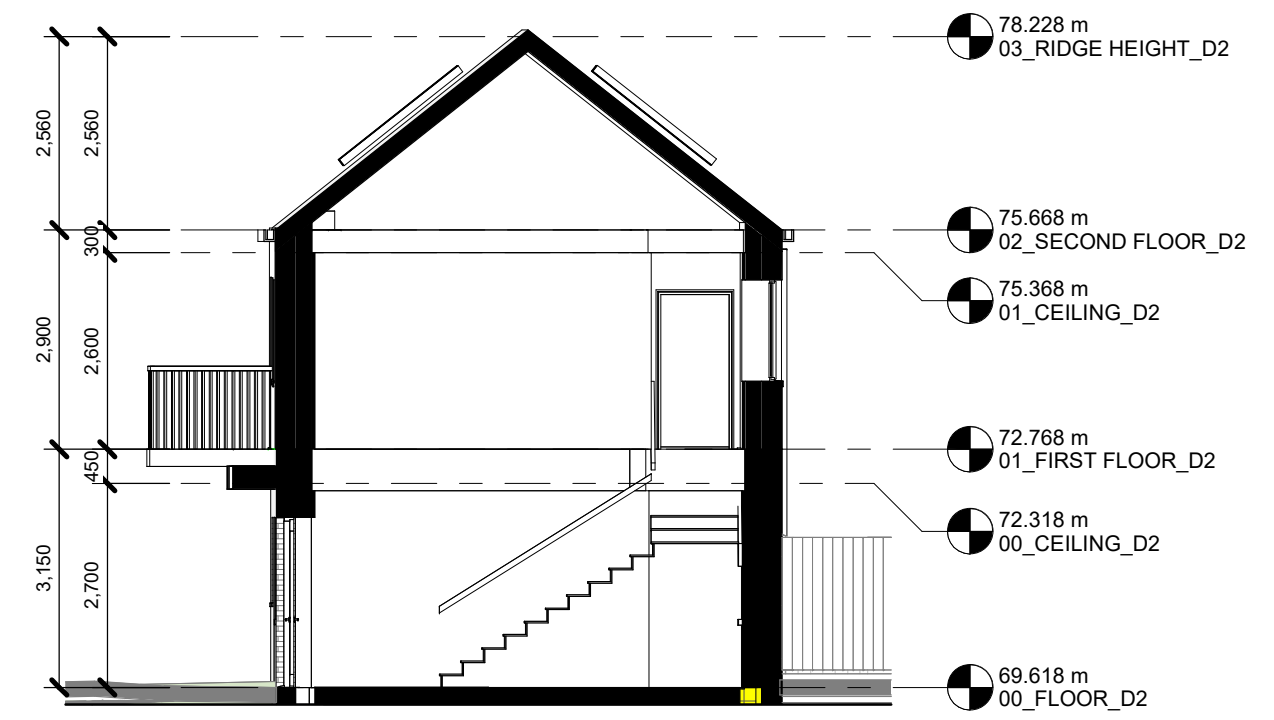
Anthraxite roof slates fixed to timber battens on vapour permeable roofing underlay, on timber / steel roof structure to a suitable roof pitch timber / steel roof structure to a suitable roof pitch manufactured in compliance with E.N. 490:2005. Low pitch roofs or canopies to be either Single ply membrane or select pressed metal roofing with standing seams. Rainwater goods, downpipes etc. to be Aluminium Alloy or Hydrocoat Polyester 100-Coated Aluminium Alloy rainwater down pipes.

Balustrades to be painted mild steel uprights.

Unit Orientation Varies. Refer to dwg reg.ref.: 23118-02-01L00-DR-RAU-AR-0002 for individual unit orientation.



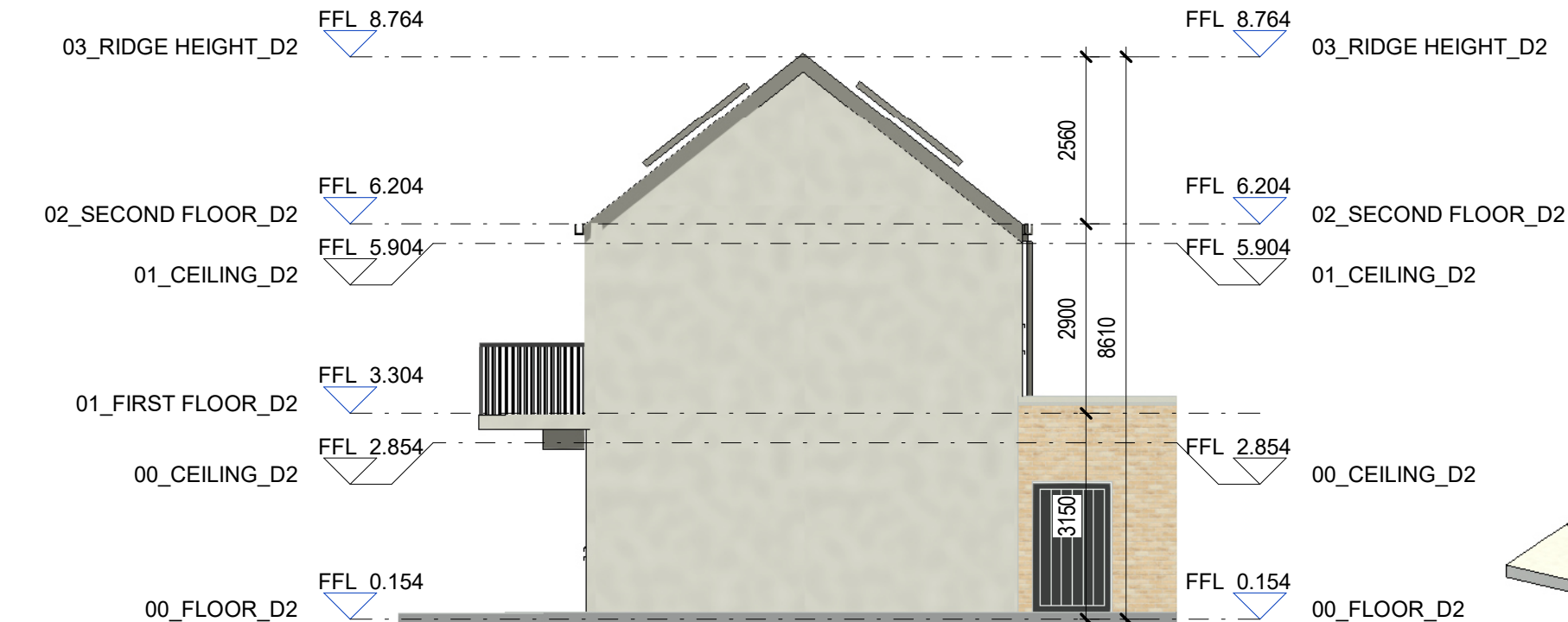
Duplex Type 2.2 - East Elevation  
1 : 100



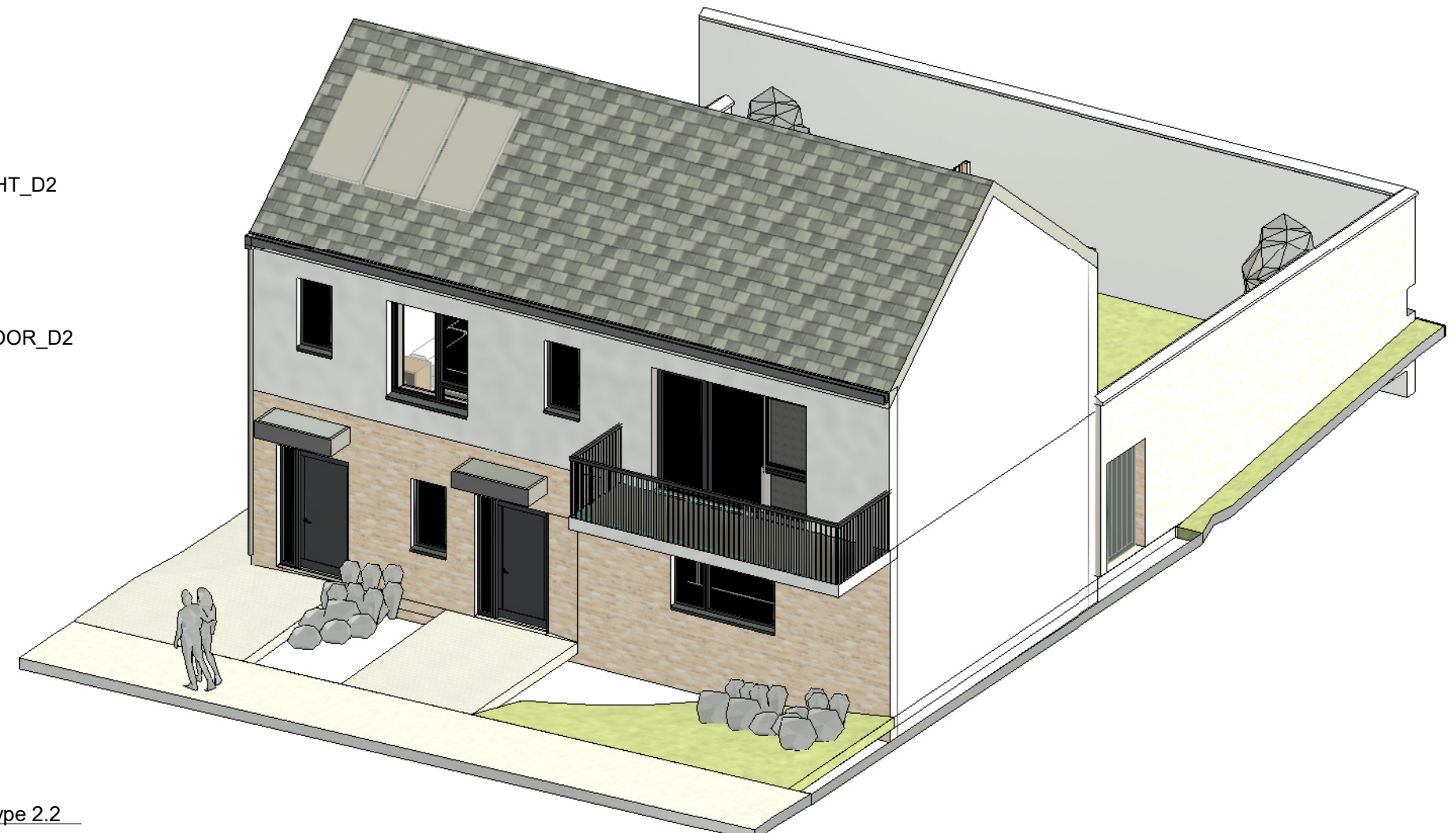
Duplex Type 2.2 - Section 1  
1 : 100



Duplex Type 2.2 - West Elevation  
1 : 100



Duplex Type 2.2 - Side Elevation  
1 : 100



Duplex Type 2.2

Rev.	Date	Drawn	Details of Issue / Revision
P2	10.01.24	JB	Planning Issue
P1	15.11.23	JB	Stage 2 Issue

**Issues & Revisions**

Reddy Mills, Darty Road, Dublin 6, D06 Y0E3  
T: +353 (0)1 498 7000  
W: www.reddyarchitecture.com  
E: info@reddyarchitecture.com

Client Details:  
**Sligo County Council**

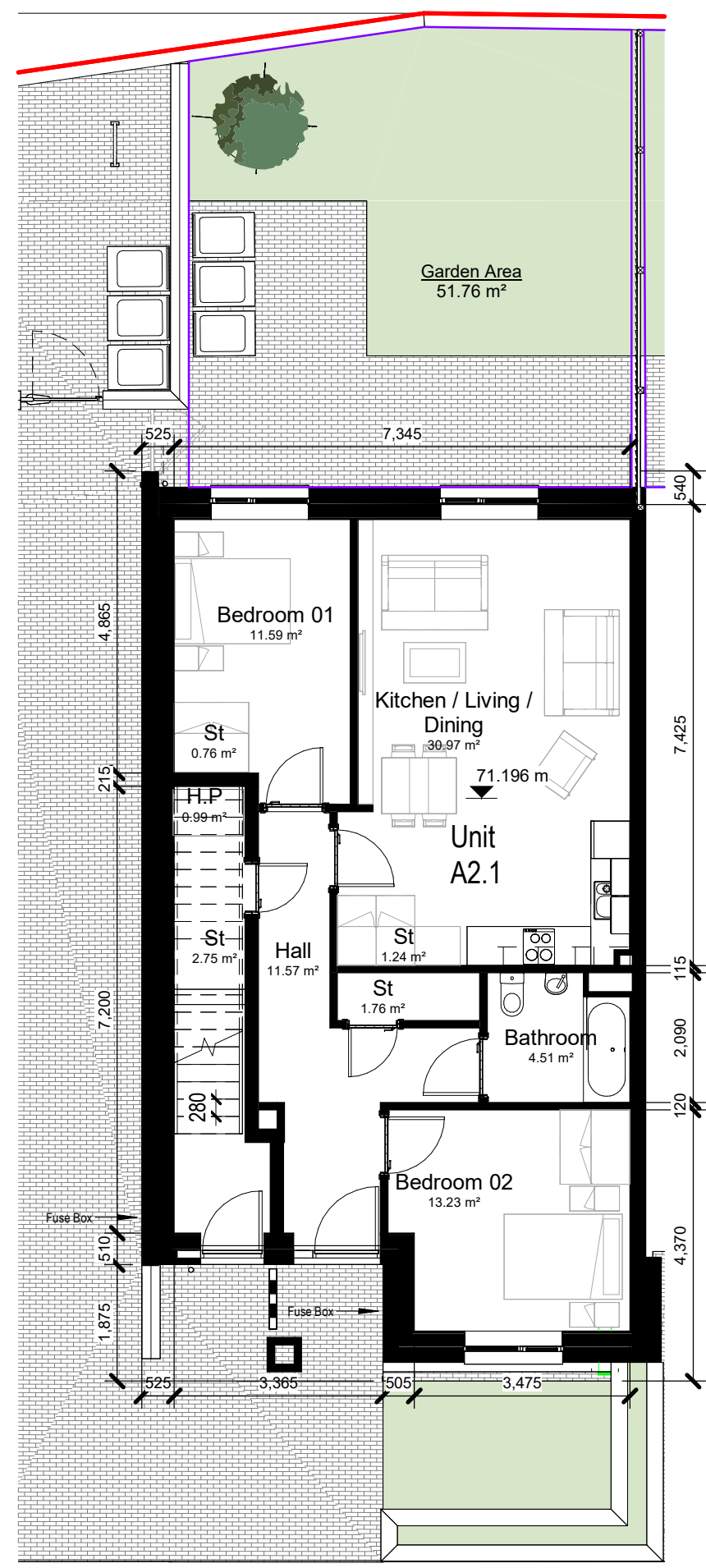
Project Details:  
**39 Number Social Housing units at Camross and Carrowanty, Ballymote, Co.Sligo**

Drawing Title:  
**Duplex Type 2.2 - Plans - Sections - Elevations  
Ground Floor unit, A2.1  
First Floor unit A2.2**

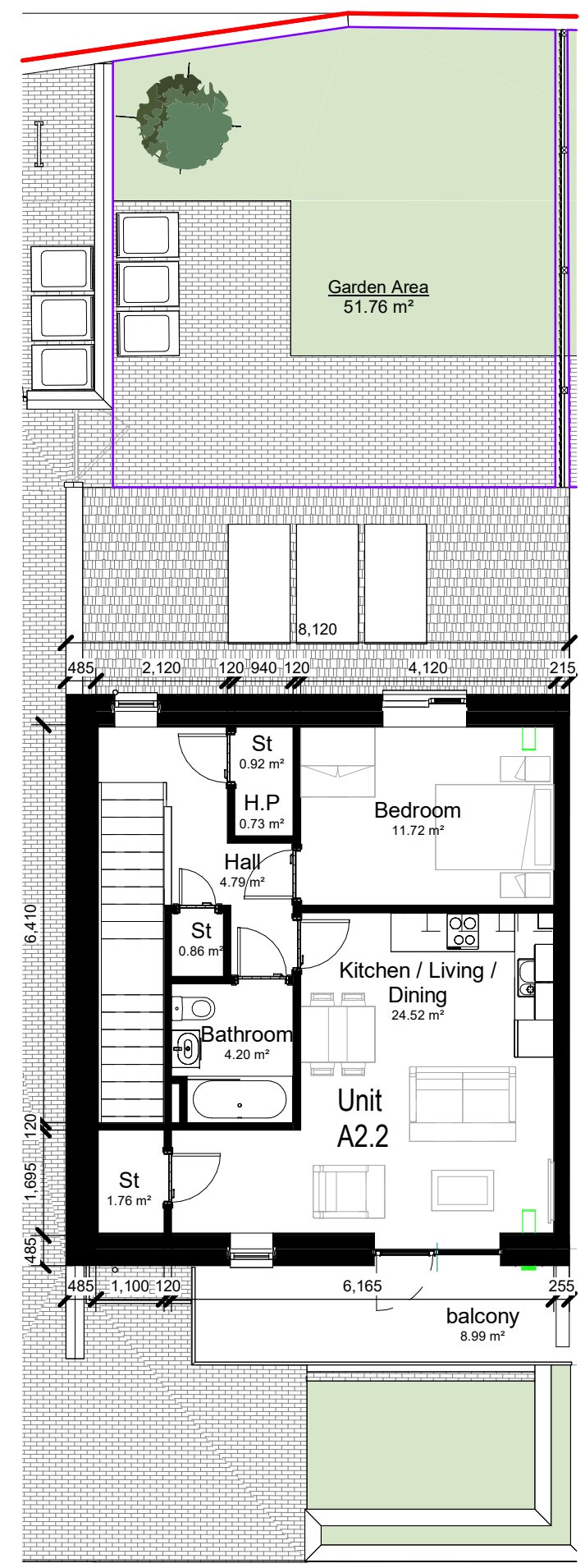
Job No.	Sheet Size:	Scale @A1:
P23-188D	A1_Landscape	As Indicated
Issue Date:	Drawn By:	Reviewed By:
11/01/24	JB	LW

Status	Purpose of Issue
	Section 179A Application
Project - System - Spatial Zone - Level - Type - Originator - Role - Number	Revision
23118-02-01-ZZZ-DR-RAU-AR-1006	P2

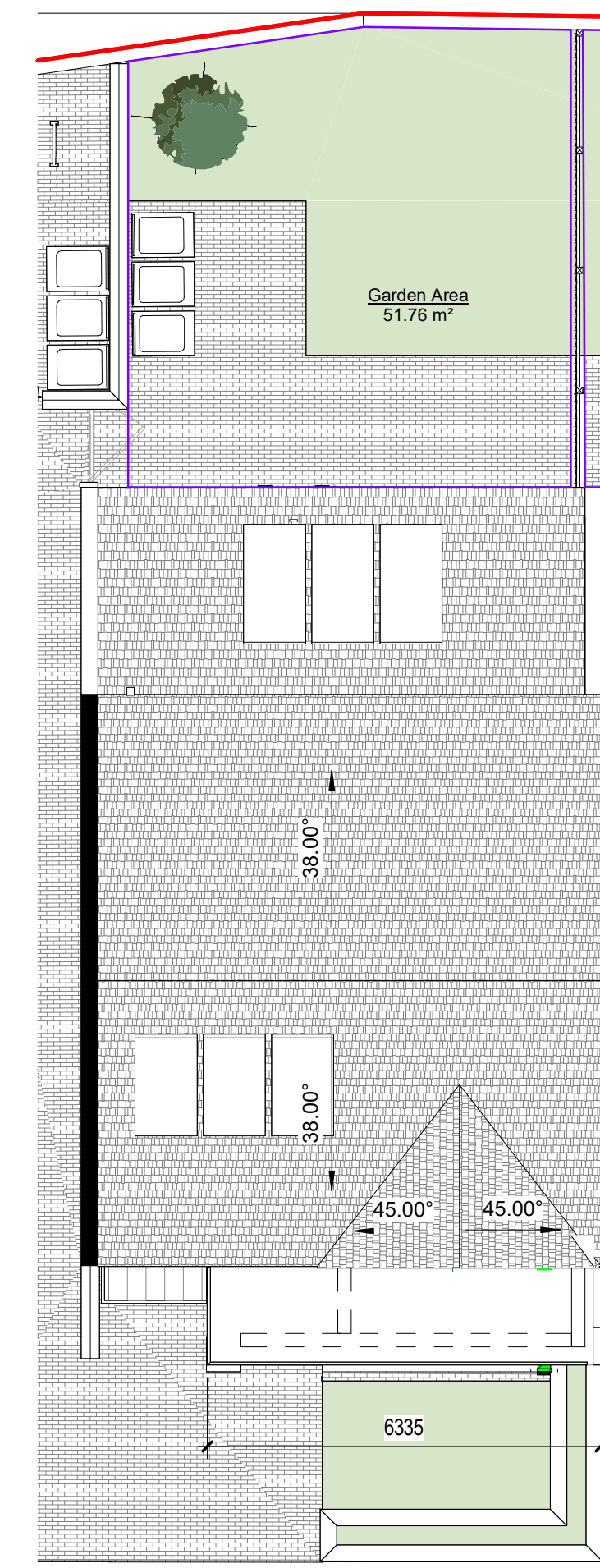




Duplex Type 3 - Ground Floor Plan  
1 : 100



Duplex Type 3 - First Floor Plan  
1 : 100



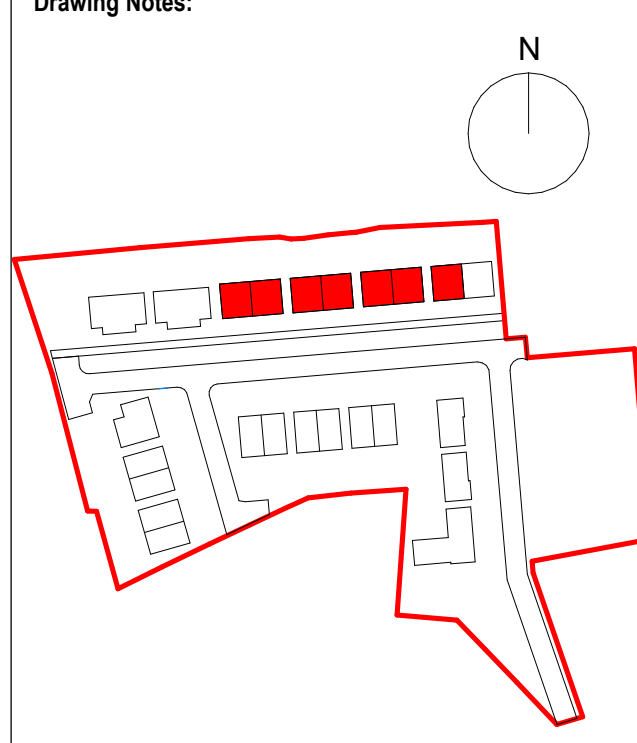
Duplex Type 3 - Roof Plan  
1 : 100

Duplex Type 3 - Area Schedule		
Comments	Area	Number
First Floor	52.2 m <sup>2</sup>	A2.2 - 1 Bed
Ground Floor	4.8 m <sup>2</sup>	A2.1 - 1 Bed
First Floor	5.0 m <sup>2</sup>	A2.2 - 1 Bed
Ground Floor	83.6 m <sup>2</sup>	A2.1 - 1 Bed
Grand total: 4	145.7 m <sup>2</sup>	

Duplex Type 3 - Room Schedule			
Level	Number	Room Type	Area
00_FLOOR_D3	Unit A2.1	Bathroom	4.5 m <sup>2</sup>
00_FLOOR_D3	Unit A2.1	Bedroom 01	11.6 m <sup>2</sup>
00_FLOOR_D3	Unit A2.1	Hall	11.6 m <sup>2</sup>
00_FLOOR_D3	Unit A2.1	H.P	1.0 m <sup>2</sup>
00_FLOOR_D3	Unit A2.1	Kitchen / Living / Dining	31.0 m <sup>2</sup>
00_FLOOR_D3	Unit A2.1	St	2.7 m <sup>2</sup>
00_FLOOR_D3	Unit A2.1	Bedroom 02	13.2 m <sup>2</sup>
00_FLOOR_D3	Unit A2.1	St	1.8 m <sup>2</sup>
00_FLOOR_D3	Unit A2.1	St	1.2 m <sup>2</sup>
00_FLOOR_D3	Unit A2.1	St	0.8 m <sup>2</sup>
01_FIRST FLOOR_D3	Unit A2.2	Kitchen / Living / Dining	79.4 m <sup>2</sup>
01_FIRST FLOOR_D3	Unit A2.2	H.P	0.7 m <sup>2</sup>
01_FIRST FLOOR_D3	Unit A2.2	Hall	4.8 m <sup>2</sup>
01_FIRST FLOOR_D3	Unit A2.2	Bedroom	11.7 m <sup>2</sup>
01_FIRST FLOOR_D3	Unit A2.2	St	0.9 m <sup>2</sup>
01_FIRST FLOOR_D3	Unit A2.2	St	1.8 m <sup>2</sup>
01_FIRST FLOOR_D3	Unit A2.2	Bathroom	4.2 m <sup>2</sup>
			128.9 m <sup>2</sup>

Duplex Type 3 Quantity	
Name	
Duplex Type 3	
Duplex Type 3	
Duplex Type 3	
Duplex Type 3	
Duplex Type 3	
Duplex Type 3	
Duplex Type 3	
Duplex Type 3	
Duplex Type 3	
Grand total: 14	

**Notes:**  
 - Do not scale from this drawing. Use figured dimensions in all cases.  
 - Verify dimensions on site and report any discrepancies to the Architect immediately.  
 - This drawing is to be read in conjunction with the Architect's Specification.  
 - © This drawing is copyright and may only be reproduced with the Architect's permission.




**GENERAL NOTES**  
 Selected brick buff brick with light mortar  
 3mm pebble dash finish to external leaf of blockwork, paint then applied.  
 External doors with high security impact resistant timber hall doors to EN 1627 and level access threshold.

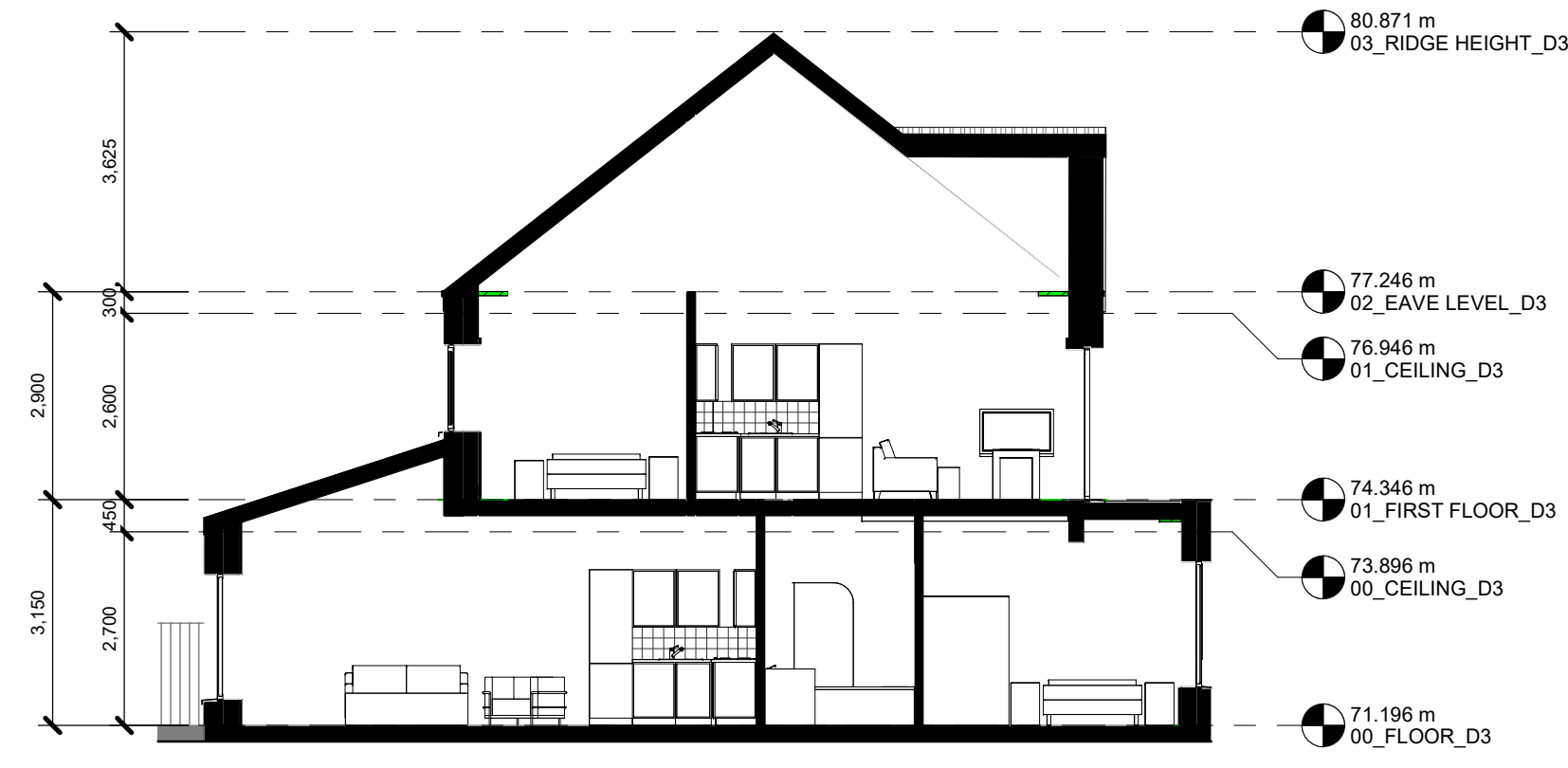
**Windows**  
 Alu-clad triple glazed windows CE-marked and resistance tested to wind load as well as wind and water tightness. U-value maximum of 0.8 U. The window construction is tested for burglary protection. Secured by Design, Part Q-compliant. The design creates a stylish overall architectural expression, for new-build or refurbishment projects. Impact resistant timber hall doors to EN 1627 and level access threshold to approved colour.  
 Obscure windows to bathrooms and where overlooking adjoining amenity spaces as indicated on elevation drawings.

**Roof**  
 Anthracite roof slates fixed to timber battens on vapour permeable roofing underlay, on timber / steel roof structure to a suitable roof pitch timber / steel roof structure to a suitable roof pitch manufactured in compliance with E.N. 490:2005. Low pitch roofs or canopies to be either Single ply membrane or select pressed metal roofing with standing seams. Rainwater goods, downpipes etc. to be Aluminium Alloy or Hydrocoat Polyester 100-Coated Aluminium Alloy rainwater down pipes.

Ballustrades to be painted mild steel uprights.  
 Unit Orientation Varies. Refer to dwg reg.ref.: 23118-02-01-00-DR-RAU-AR-0002 for individual unit orientation.



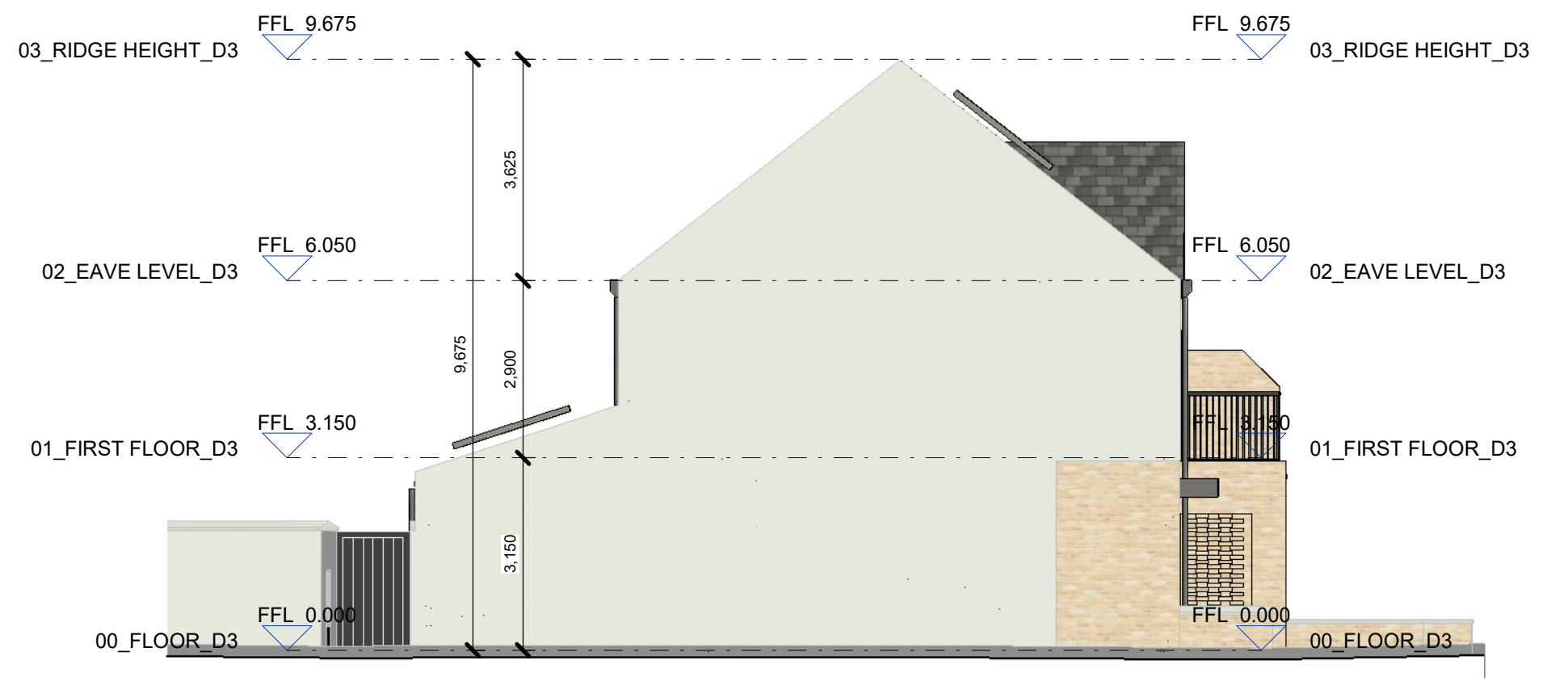
Duplex Type 3 - Front Elevation  
1 : 100



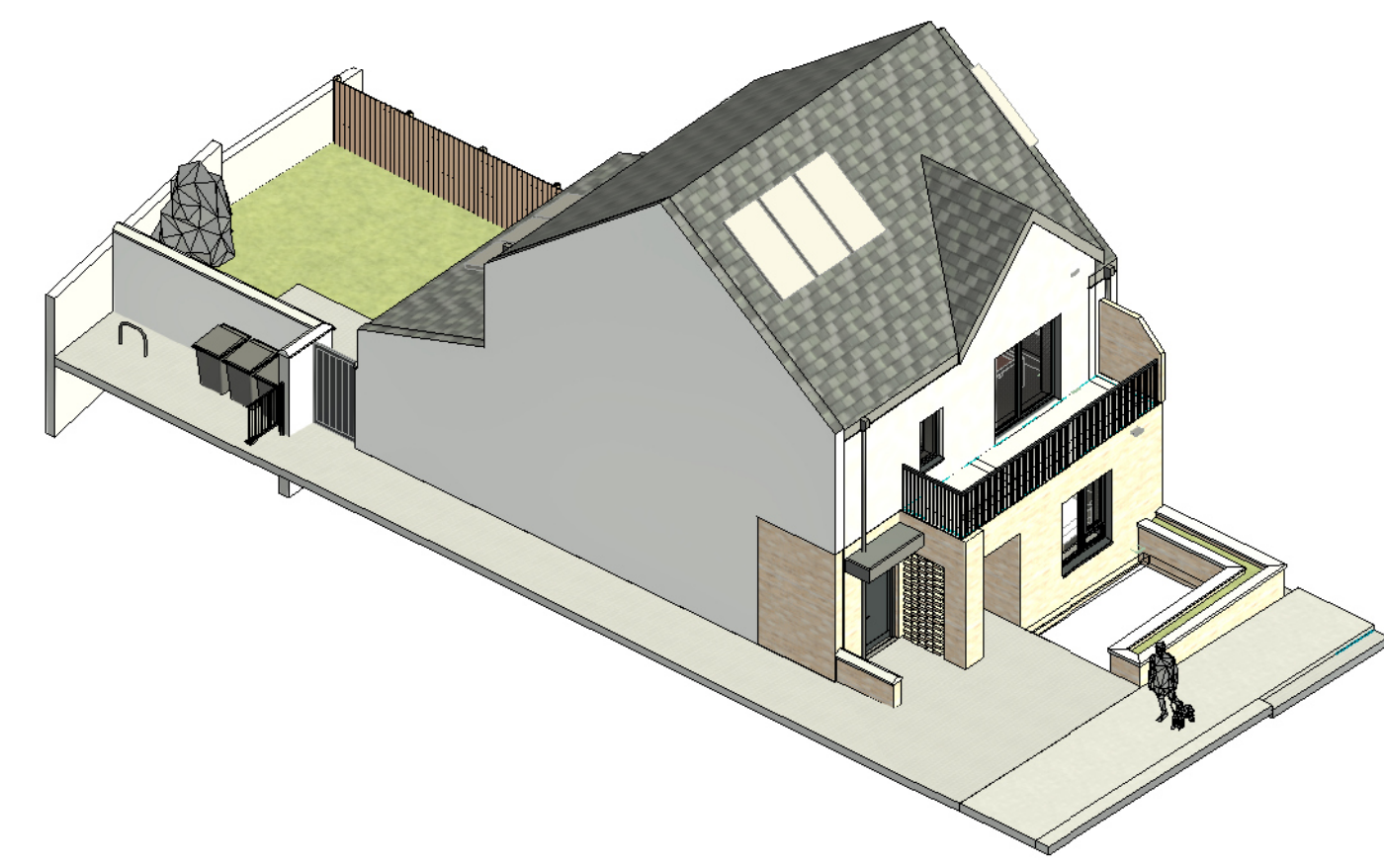
Duplex Type 3 - Section 1  
1 : 100



Duplex Type 3 - Back Elevation  
1 : 100



Duplex Type 3 - Side Elevation  
1 : 100



Duplex Type 3 - AXO

Rev.	Date	Dwn	Details of Issue / Revision
P2	10.01.24	JB	Planning Issue
P1	15.11.23	JB	Stage 2 Issue

**Issues & Revisions**

Reddy Mills,  
 Darty Road  
 Dublin 6,  
 D06 Y0E3  
 T: +353 (0)1 498 7000  
 W: www.reddyarchitecture.com  
 E: info@reddyarchitecture.com

Client Details:  
**Sligo County Council**

Project Details:  
**39 Number Social Housing units at Camross and Carrowanty, Ballymote, Co.Sligo**

Drawing Title:  
**Duplex Type 3 - Plans - Sections - Elevations  
 Ground Floor unit, A2.1  
 First Floor, A2.2**

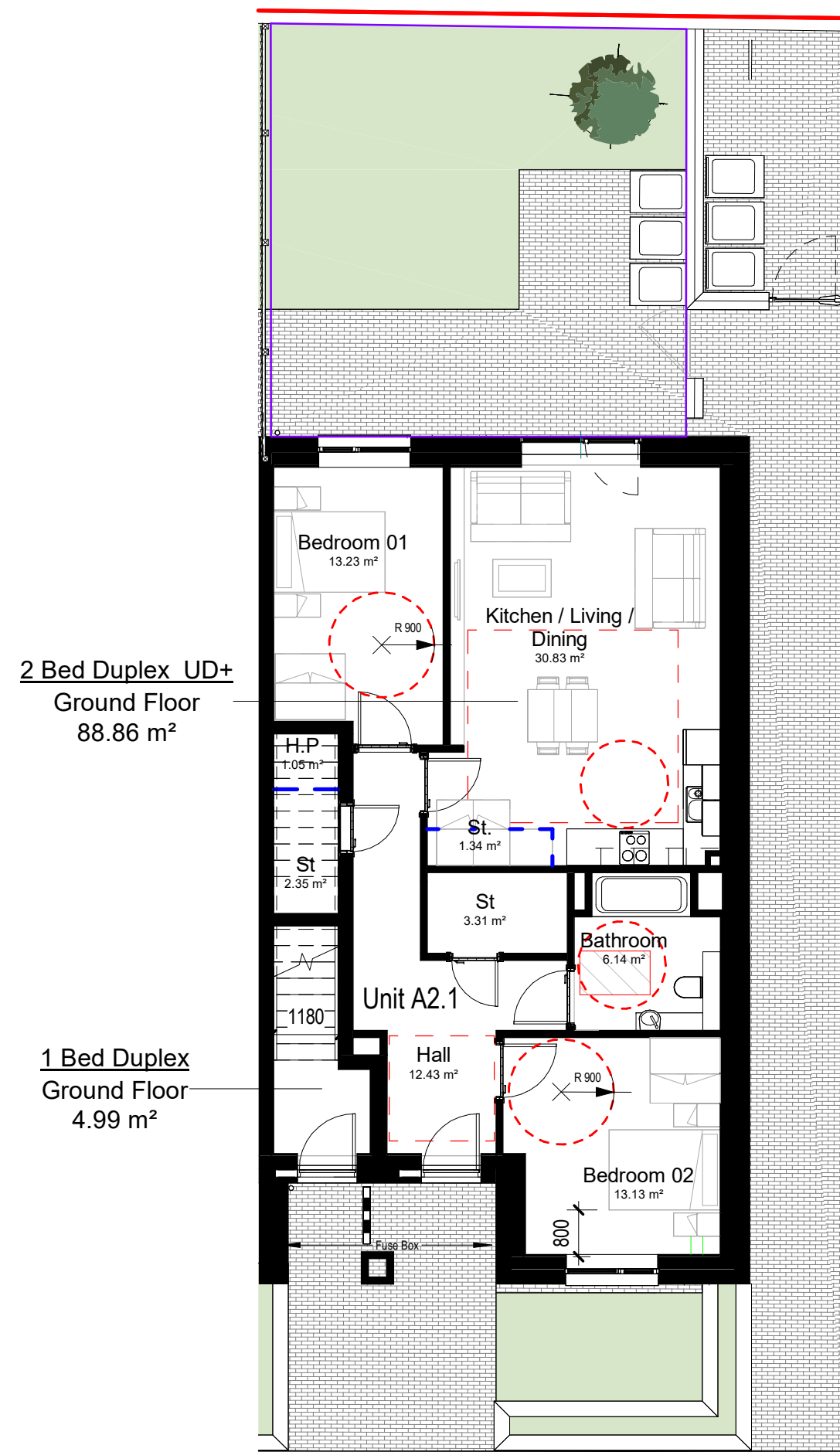
Job No.	Sheet Size:	Scale @A1:
P23-188D	A1_Landscape	As indicated

Issue Date:	Drawn By:	Reviewed By:
11/01/24	JB	LW

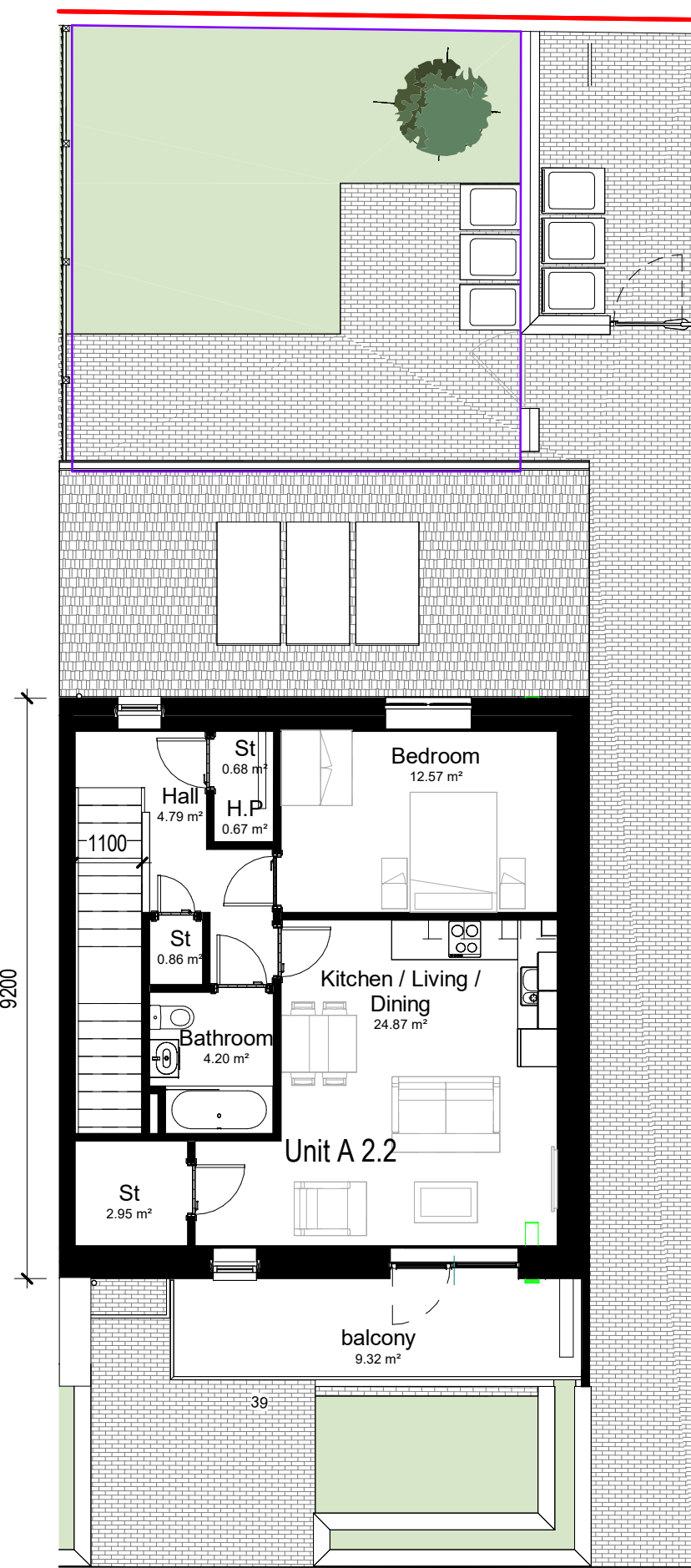
Status	Purpose of Issue
	Section 179A Application

Project - System - Spatial Zone - Level - Type - Originator - Role - Number	Revision
23118-02-01-ZZZ-DR-RAU-AR-1007	P2

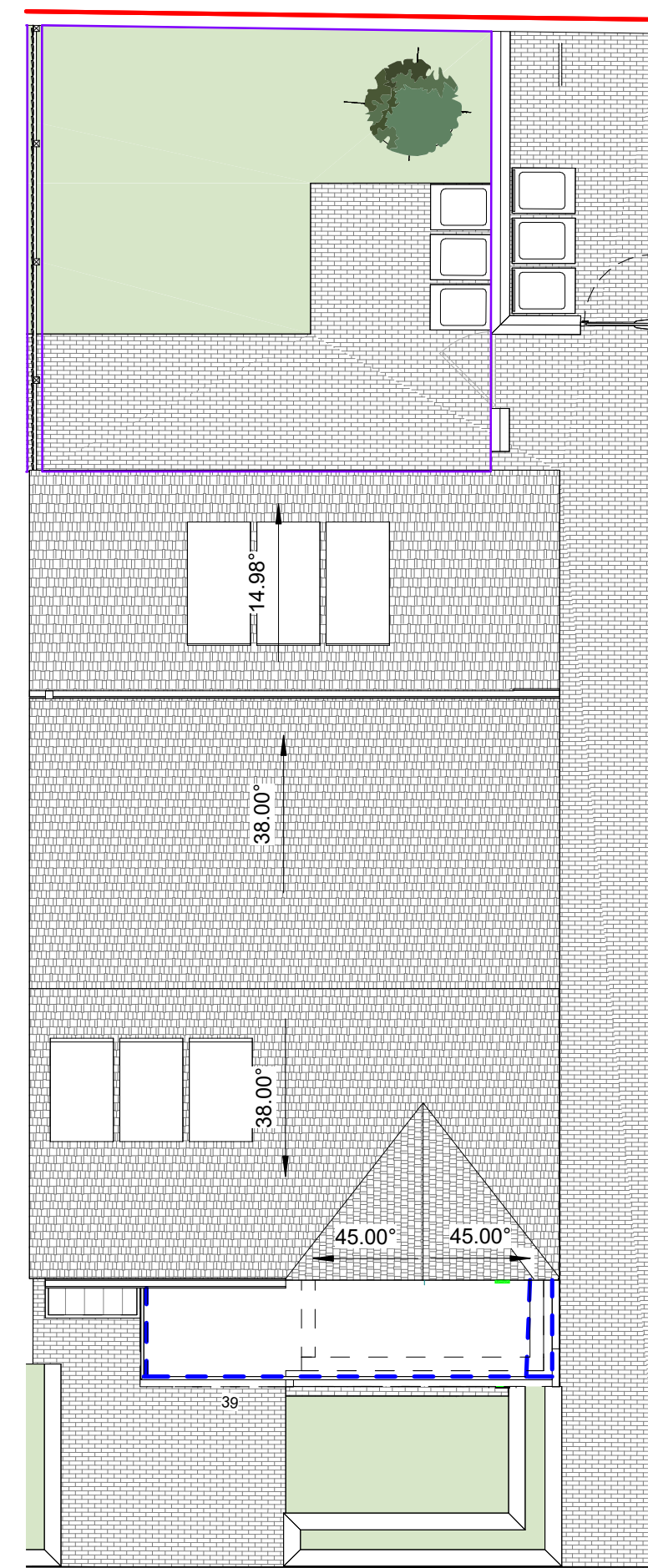




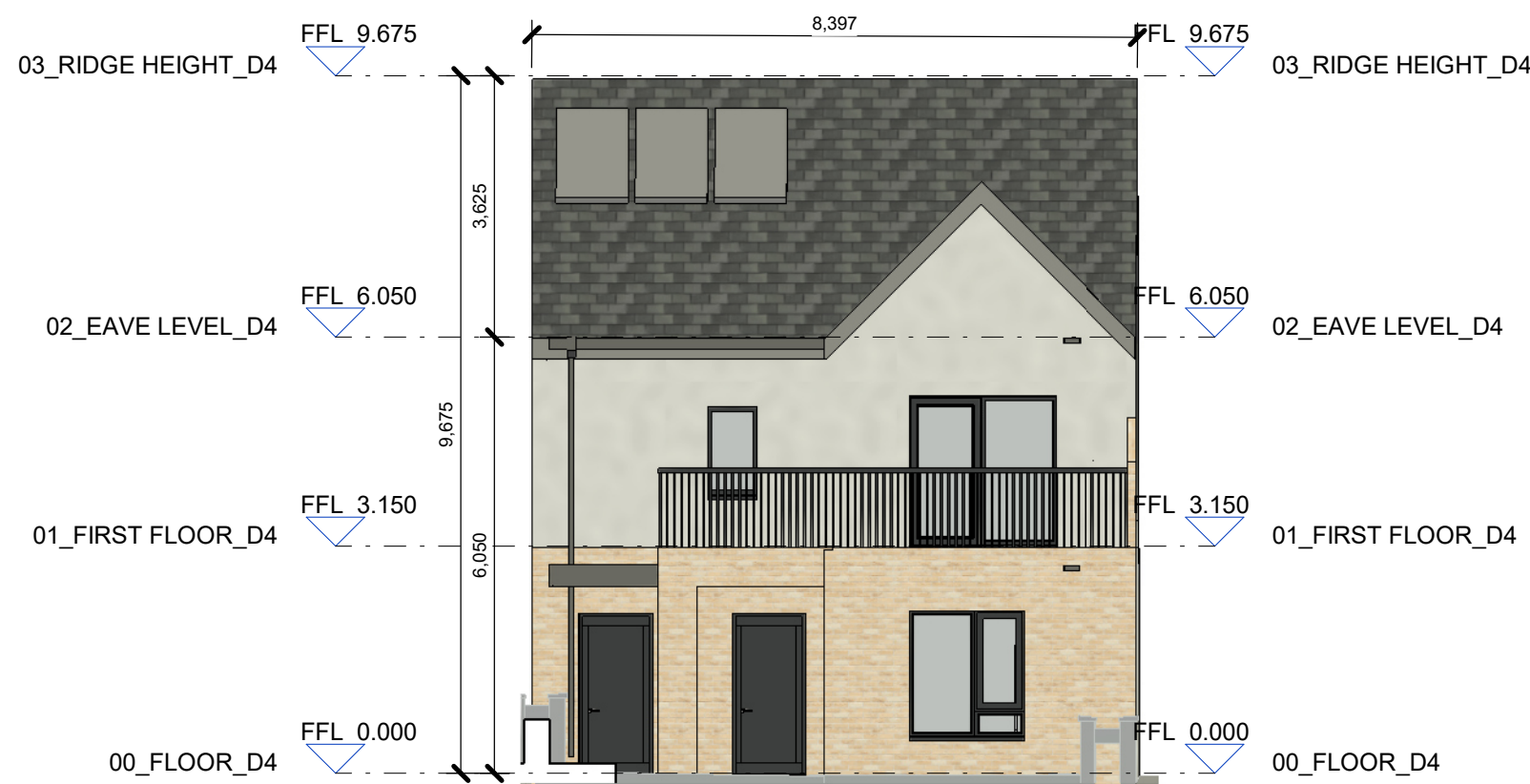
Duplex Type 4 - Ground Floor Plan  
1 : 100



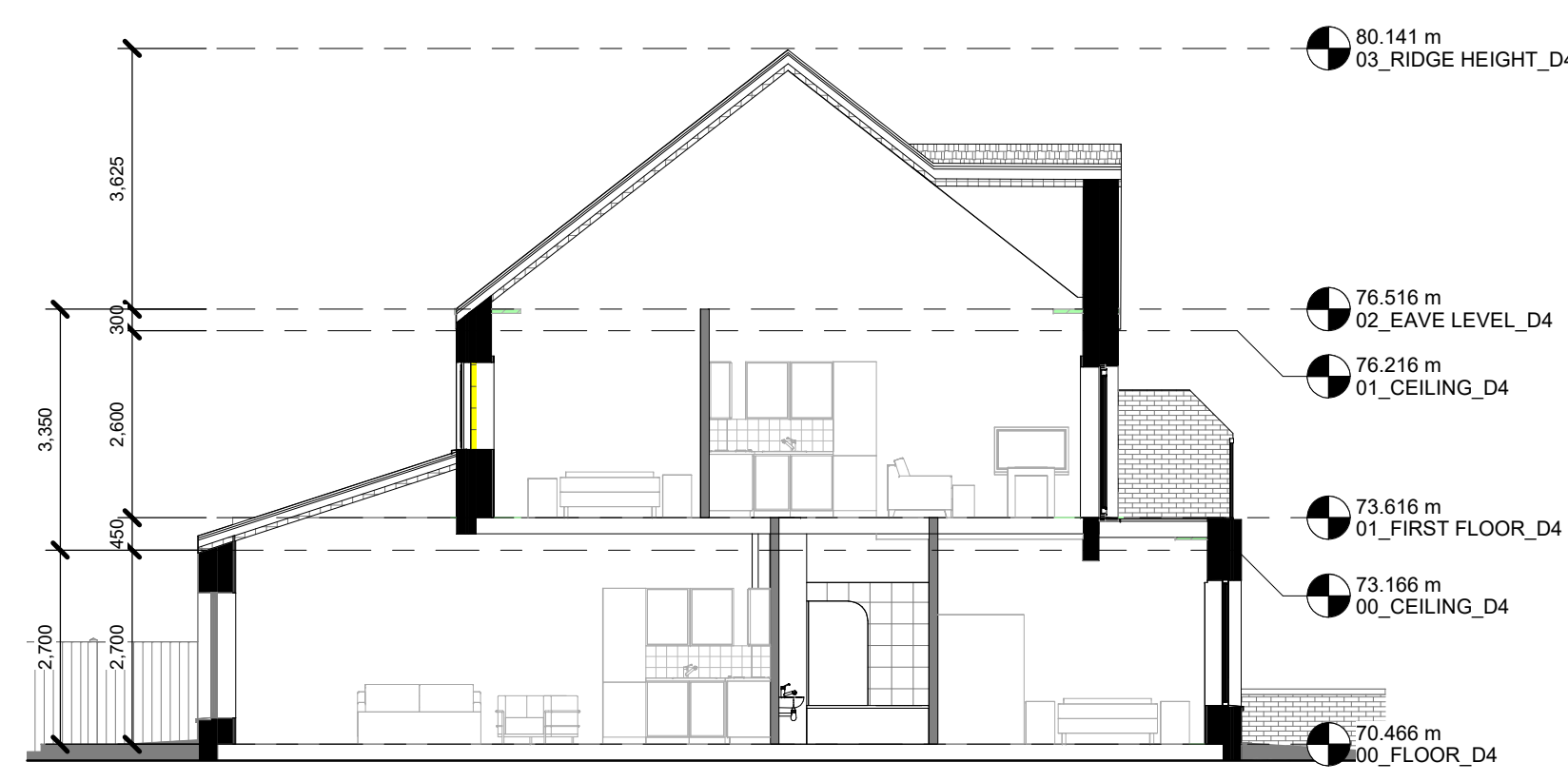
Duplex Type 4 - First Floor Plan  
1 : 100



Duplex Type 4 - Roof Plan  
1 : 100



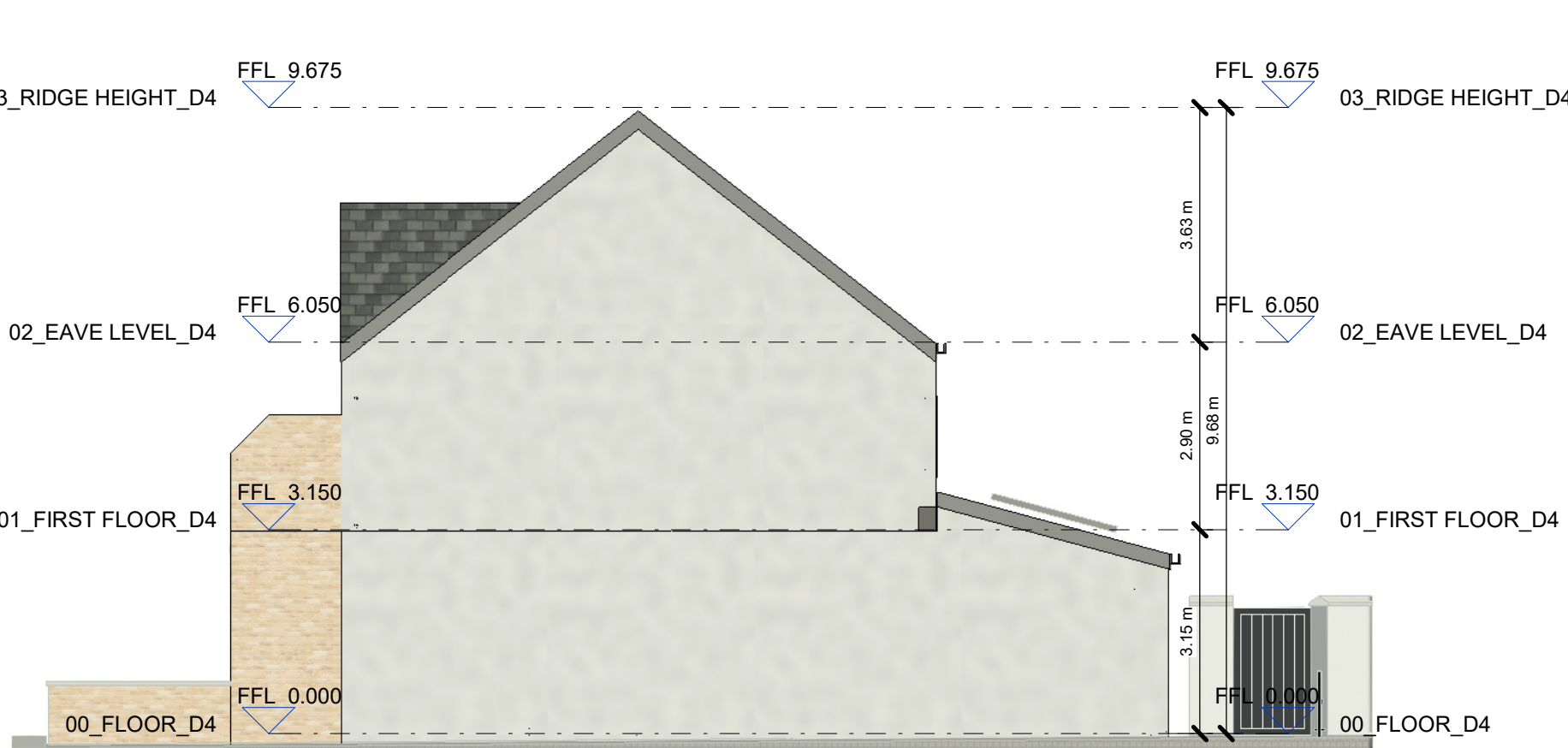
Duplex Type 4 - Front Elevation  
1 : 100



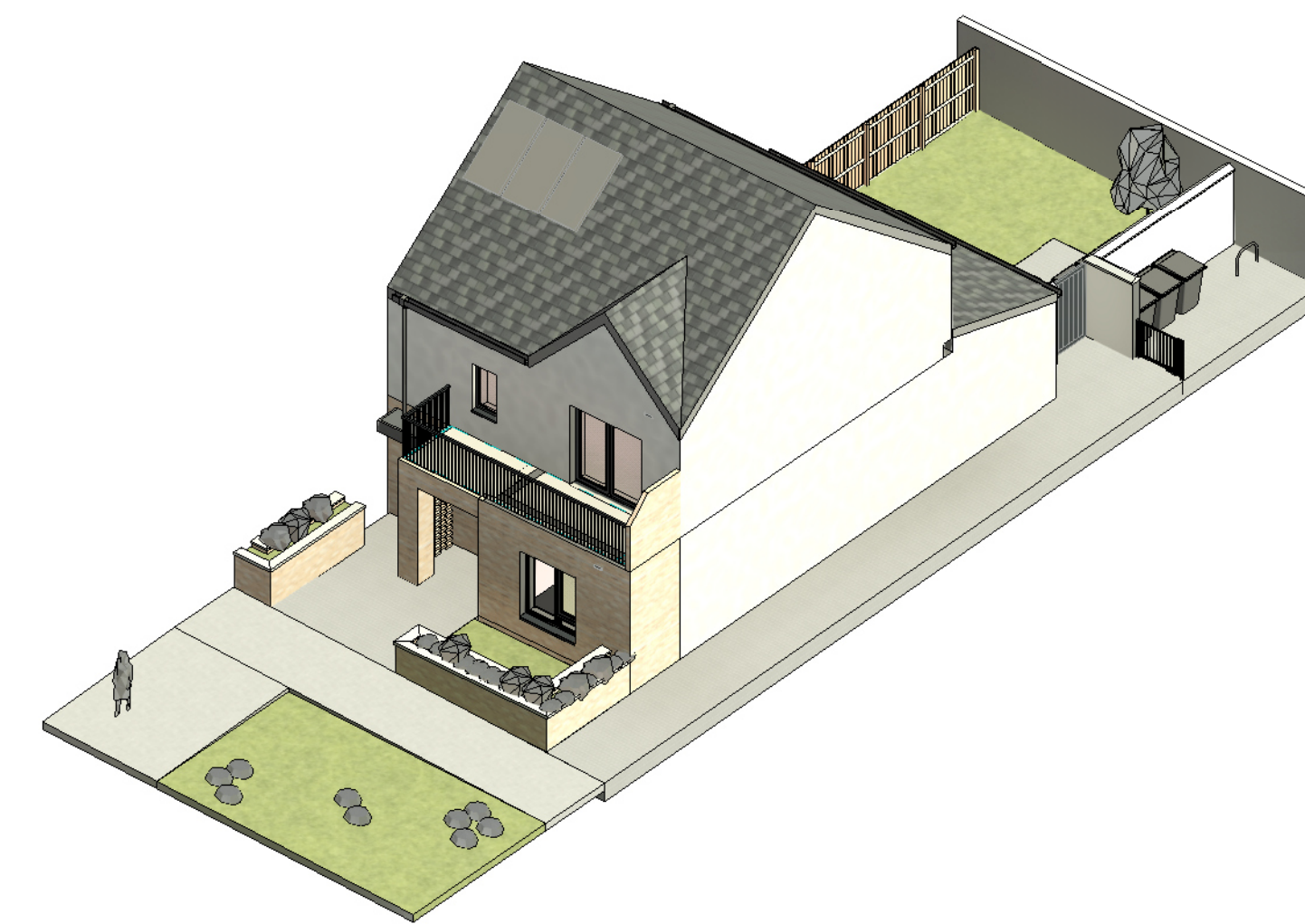
Duplex Type 4 - Section 1  
1 : 100



Duplex Type 4 - Back Elevation  
1 : 100



Duplex Type 4 - Side Elevation  
1 : 100



Duplex Type 4

**Duplex Type 4 - Area Schedule**

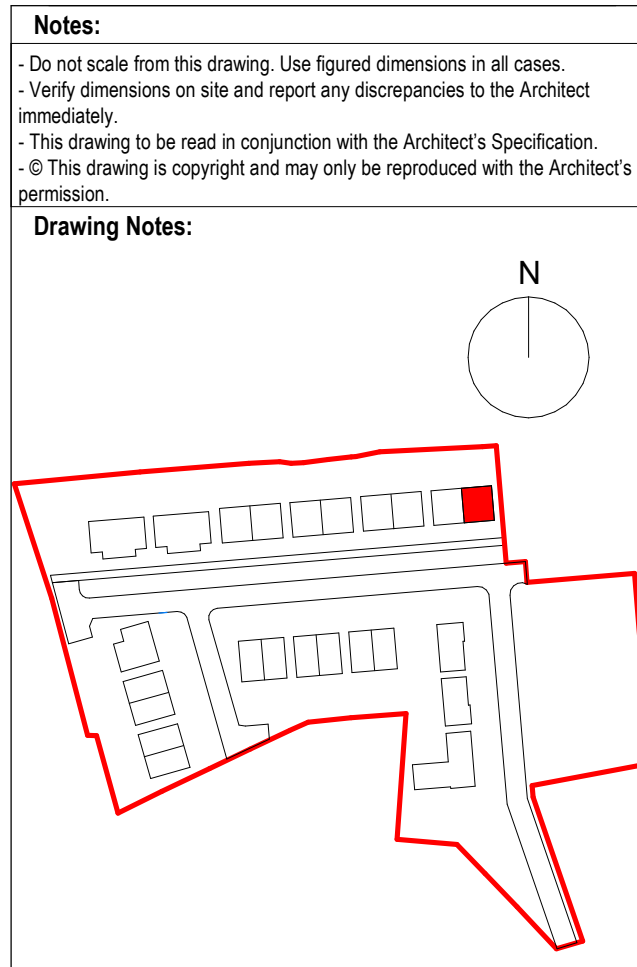
Comments	Area	Number
First Floor	55.0 m <sup>2</sup>	A2.2 - 1 Bed
First Floor	5.2 m <sup>2</sup>	A2.2 - 1 Bed
Ground Floor	88.9 m <sup>2</sup>	A2.1 - 1 Bed
Ground Floor	5.0 m <sup>2</sup>	A2.1 - 1 Bed
Grand total:	154.0 m <sup>2</sup>	

**Duplex Type 4 - Room Schedule**

Level	Number	Room Type	Area
00_FLOOR_D4	Unit A2.1	Bedroom 01	13.2 m <sup>2</sup>
00_FLOOR_D4	Unit A2.1	Hall	12.4 m <sup>2</sup>
00_FLOOR_D4	Unit A2.1	H.P.	1.0 m <sup>2</sup>
00_FLOOR_D4	Unit A2.1	Kitchen / Living / Dining	30.8 m <sup>2</sup>
00_FLOOR_D4	Unit A2.1	St	2.3 m <sup>2</sup>
00_FLOOR_D4	Unit A2.1	Bedroom 02	13.1 m <sup>2</sup>
00_FLOOR_D4	Unit A2.1	St	3.3 m <sup>2</sup>
00_FLOOR_D4	Unit A2.1	Bathroom	6.1 m <sup>2</sup>
00_FLOOR_D4	Unit A2.1	St.	1.3 m <sup>2</sup>
01_FIRST_FLOOR_D4	Unit A2.2	Kitchen / Living / Dining	24.9 m <sup>2</sup>
01_FIRST_FLOOR_D4	Unit A2.2	H.P.	0.7 m <sup>2</sup>
01_FIRST_FLOOR_D4	Unit A2.2	Hall	4.8 m <sup>2</sup>
01_FIRST_FLOOR_D4	Unit A2.2	Bedroom	12.6 m <sup>2</sup>
01_FIRST_FLOOR_D4	Unit A2.2	St	0.7 m <sup>2</sup>
01_FIRST_FLOOR_D4	Unit A2.2	balcony	9.3 m <sup>2</sup>
01_FIRST_FLOOR_D4	Unit A2.2	St	0.9 m <sup>2</sup>
01_FIRST_FLOOR_D4	Unit A2.2	St	3.0 m <sup>2</sup>
01_FIRST_FLOOR_D4	Unit A2.2	Bathroom	4.2 m <sup>2</sup>
			60.9 m <sup>2</sup>
			144.7 m <sup>2</sup>

**Duplex Type 4 Quantity**

Name	Quantity
Duplex Type 4	2
Grand total:	2



**GENERAL NOTES**

Selected buff brick with light mortar  
3mm pebble dash finish to external leaf of blockwork, paint then applied.  
External doors with high security impact resistant timber hall doors to EN 1627 and level access threshold.

**Windows**

Alu-clad triple glazed windows CE-marked and resistance tested to wind load as well as wind and water tightness. U-value maximum of 0.8 U. The window construction is tested for burglary protection. Secured by Design, Part Q-compliant  
The design creates a stylish overall architectural expression, for new-build or refurbishment projects.  
Impact resistant timber hall doors to EN 1627 and level access threshold to approved colour.  
Obscure windows to bathrooms and where overlooking adjoining amenity spaces as indicated on elevation drawings.

**Roof**

Anthracite roof slates fixed to timber battens on vapour permeable roofing underlay, on timber / steel roof structure to a suitable roof pitch timber / steel roof structure to a suitable roof pitch manufactured in compliance with E.N. 490:2005. Low pitch roofs or canopies to be either Single ply membrane or select pressed metal roofing with standing seams. Rainwater goods, downpipes etc. to be Aluminium Alloy or Hydrocoat Polyester 100-Coated Aluminium Alloy rainwater down pipes

Ballustrades to be painted mild steel uprights.

Unit Orientation Varies. Refer to dwg ref ref.: 23116-02-01L00-DR-RAU-AR-0002 for individual unit orientation.



Rev.	Date	Dwn	Details of Issue / Revision
P2	10.01.24	JB	Planning Issue
P1	15.11.23	JB	Stage 2 Issue

**reddyQ+U**

Dartry Mills,  
Dartry Road  
Dublin 6,  
D06 Y0E3  
T: +353 (0)1 498 7000  
W: www.reddyarchitecture.com  
E: info@reddyarchitecture.com

Client Details:  
**Sligo County Council**

Project Details:  
**39 Number Social Housing units at Camross and Carrowanty, Ballymote, Co.Sligo**

Drawing Title:  
**Duplex Type 4 - Plans - Sections - Elevations  
Ground Floor units, A2.1  
First Floor units, A2.2**

Job No.	Sheet Size	Scale @A1:
P23-188D	A1_Landscape	As indicated
Issue Date:	Drawn By:	Reviewed By:
11/01/24	JB	LW

Status	Purpose of Issue
	<b>Section 179A Application</b>
Project - System - Spatial Zone - Level - Type - Originator - Role - Number	Revision
23116-02-01-ZZZ-DR-RAU-AR-1008	P2